


Off-Campus Access to Full-Text

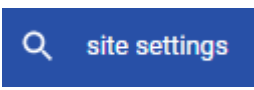



Most of the library's electronic resources - databases, journals, books and reprints are only accessible to Tel-Aviv University community and are not accessible to the general public. To access these resources off campus please configure the proxy settings in your computer.

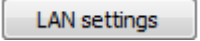
This is a one-time step that will serve you throughout your studies.

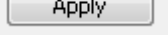
Configuring Proxy Settings for Old Versions of Chrome

- Look for the "Settings" sign  on the side of the address bar and click it.
- Choose SETTINGS

- In the Search settings type "Site Settings" 
- Choose Pop ups and redirect, and allow popups.

- In the Search settings type PROXY 
- Click Open proxy settings

- Click LAN SETTINGS  under the CONNECTIONS tab
- Check the second option: "Use automatic configuration script"
- In the ADDRESS line type: `https://www.tau.ac.il/remote.pac`

- Click OK, and then click on Apply 
- Restart the browser and go to the library homepage.

Whenever you connect to the library's resources, an identification screen will automatically appear.

Log-in with your university Username and Password.

For any technical assistance contact the Computer Technical Support Team: 03-6407977.

