


## Off-Campus Access to Full-Text

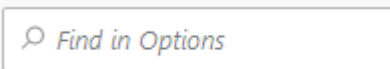


Most of the library's electronic resources - databases, journals, books and reprints are only accessible to Tel-Aviv University community and are not accessible to the general public. To access these resources off campus please configure the proxy settings in your computer.

This is a one-time step that will serve you throughout your studies.

### Configuring Proxy Settings for Mozilla Firefox

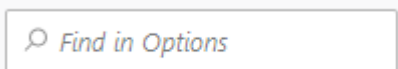
- Look for the "Settings" sign  on the side of the address bar and click it.
- Click on OPTIONS

- In the search line  write the word Proxy.

proxy

Settings...

- On the results click on the Settings button
- In the opened window, choose the "Automatic proxy configuration URL" option.
- In the ADDRESS line type: <http://www.tau.ac.il/remote.pac>
- Click on Ok.

- Go back to the search line  and write Permissions.
- Make sure that "Block pop-up windows" is **not** selected.
- Restart the browser and go to the library homepage.

Whenever you connect to the library's resources, an identification screen will automatically appear.

Log-in with your university Username and Password.

**For any technical assistance contact the Computer Technical Support Team: 03-6407977.**

