


# Chapter 5

## The C Programming Language Types, Operators and Expressions

### Computer Application

# Outline

- ➔ • Data Types and Sizes
  - Constants
  - Declaration and Qualifier
  - Arithmetic Operations
  - Relational and Logic Operations
  - Type Conversions
  - Increment and Decrement Operations
  - Bitwise Operations
  - Assignment and Expressions
  - Conditional Expressions
  - Order of Evaluation



## Data Type and Size

Type	signed	unsigned
char	8 2 <sup>com</sup>	8
short	16 2 <sup>com</sup>	16
long	32 2 <sup>com</sup>	32
int	16/32 2 <sup>com</sup>	16/32
float	32 fp	x
double	64 fp	x
long double	80 fp	x

## Constant

Type	signed	unsigned
short	<u>1234</u>	1234U
long	1234L	1234UL
float	123.4f	x
double	<u>123.4</u>	x
long double	123.4L	x

Type	hexa	octal
integer	0x30FF	0377

## Amazing Example

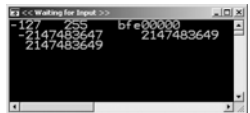
```

#include <ansi_c.h>
void main()
{
    char x;
    unsigned char y;
    float z;
    int A;
    double B, C, D;

    x = 127;
    y = 1;
    z = -1.75;

    x = x+2;
    y = y-2;
    memcpy (&A, &z, 4);

    B = 2147483647 + 2;
    C = 2147483647 + 2U;
    D = 2147483647;
    D = D + 2;
    printf("%d %d %08x\n", x, y, A);
    printf("%12.0f %12.0f\n", B, C);
    printf("%12.0f\n", D);
    getchar();
}
    
```



## Amazing Example FP

```

#include <ansi_c.h>
void main()
{
    int k;
    float X, Y, Z;
    double A, B, C;

    X = 1.0;
    for (k=0; k<100000; k++)
        X+=1e-8;

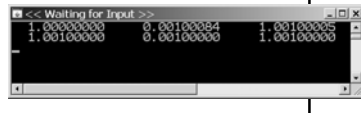
    Y = 0.0;
    for (k=0; k<100000; k++)
        Y+=1e-8;

    Z = 1.0;
    Z += 100000*1e-8;
    printf("%12.8f %12.8f %12.8f\n", X, Y, Z);

    A = 1.0;
    for (k=0; k<100000; k++)
        A+=1e-8;

    B = 0.0;
    for (k=0; k<100000; k++)
        B+=1e-8;

    C = 1.0;
    C -= 100000*1e-8;
    printf("%12.8f %12.8f %12.8f\n", A, B, C);
}
    
```



## Constant

Type	symbol	ascii
Character	'A'	'\xhh'
Type	symbol	
String (Fin by Null)	"Hello World"	

String constant stored in memory continuously

'X' is not "X"

## Character & String Example

```
#include <ansi_c.h>
void main()
{
    char c, *s="Hello World";

    c = 65;
    printf("%c %d\n", c, c);

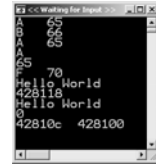
    c = c+1;
    printf("%c %d\n", c, c);

    c = 'A';
    printf("%c %d\n", c, c);

    printf("%c %c%c%d\n", c, 10, 13, c);

    c = '! * 2 + 4;
    printf("%c %d\n", c, c);

    printf("%s\n", s);
    printf("%p\n", s);
    printf("%s\n", (char*)0x4280A8);
    printf("%d\n", s[11]);
    printf("%p %p\n", "Hello World", "Hello World");
    getchar();
}
```



## enumeration Constant

enum name {RED, GREEN, BLUE}

↑        ↑        ↑  
0        1        2

enum name {RED=7, GREEN, BLUE}

↑        ↑        ↑  
7        8        9

## Enum & Base Example

```
#include <ansi_c.h>
void main()
{
    enum Color {RED, GREEN, BLACK=10, YELLOW, BLUE=48};
    enum Color MyColor1, MyColor2;

    char a,b,c,d,e;

    a = '0';
    b = 48;
    c = 0x30;
    d = 060;
    e = BLUE;

    MyColor1 = GREEN;

    printf("%d %d %d %d\n", RED, GREEN, BLACK, YELLOW);
    printf("%d\n", MyColor1);
    printf("%d %d %d %d\n", a,b,c,d,e);

    MyColor1 = 10;
    MyColor2 = 2;

    getchar();
}
```



## Declaration

StorageClass Qualifier DataType VarName = InitVal;

auto  
static  
extern  
register

const  
volatile

char  
short  
long  
int  
float  
double  
signed  
unsigned

## Declaration Storage-Class and Qualifier

- **auto** – Identified - in the block. Life - in the block.
- **static** – Identified - in the block. Life - always.
- **extern** – Identified - anywhere. Life - always.
- **register** - auto variable recommended to CPU register
- By default auto variable init to *garbage*.
- By default extern and static variable init to zero.
- auto variable init multi-time to any value.
- extern and static variable init one's to constant value.
- **const** is a variable that not change and init one's.
- **volatile** is a variable that change by hardware.

## Storage-Class and Qualifier Example

```
#include <ansi_c.h>
int Ex;
static int SEX;
const int CEx = 100;
int Tx = 10;

void f1(void)
{
    char x1, x2 = 1;
    char static x3, x4 = 1;
    int N = 1000;
    x1++; x2++; x3++; x4++;
    {
        int N = x2 + x4;
        printf("%d %d %d %d %d\n", x1, x2, x3, x4, N);
    }
}

void main()
{
    int i;
    int Tx = 20;
    for (i=0; i<5; i++)
        f1();
    printf("\n\n%d %d %d %d\n", Ex, SEX, CEx, Tx);
    getchar();
}
```

## Arithmetic Operator

### Binary Operators

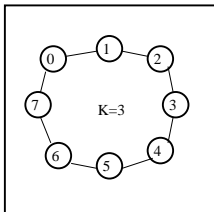
+ - \* / %

### Unary Operators

+ -

## Arithmetic Operator

- The operators are associative to the operands.
- The minus is in 2-compliment representation.
- The integer arithmetic is modulo  $2^k$ .



$1 + 3 = 4 = 100 = -4$   
 $6 + 3 = 1 = 001 = +1$   
 $1 - 2 = 7 = 111 = -1$

## Arithmetic Example

```
#include <ansi_c.h>
void main()
{
    int A, B, C;
    double X, Y;

    A = 3 / 2;
    X = 3.0 / 2;
    printf("%d %f\n", A, X);

    A = 3.0 / 2;
    X = 3.0 / 2;
    printf("%d %f\n", A, X);

    A = 3 / 5 * 10;
    B = 3 * 10 / 5;
    printf("%d %d\n", A, B);

    A = 3 / 5 * 10.0;
    B = 3 / 5.0 * 10;
    printf("%d %d\n", A, B);

    A = 256 * 256 * 256 * 256 / 256 / 256 / 256;
    B = 256 / 256 * 256 * 256 / 256 * 256 * 256;
    printf("%d %d\n", A, B);

    A = 7 % 4;
    B = -7 % 4;
    printf("%d %d\n", A, B);

    getchar();
}
```

## Relational and Logical Operator

> >= < <= == !=

&& || !

- The type of Relational and Boolean expression is integer.
- The evaluation of Relational and Boolean expression is 0 or 1
- The value of operand for logical expression is:

0 - False Non 0 - True

## Relational and Logical Operator Example

```
#include <ansi_c.h>
void main()
{
    int A, B, C;

    A = 3 > 2;
    B = 1 > 2;
    printf("%d %d\n", A, B);

    A = 3 && 7;
    B = 2 || 0;
    printf("%d %d\n", A, B);

    A = (3 > 0) * 5 + 2;
    B = ((7 == 1) + 3) * 2;
    printf("%d %d\n", A, B);

    A = 5;
    B = !A;
    printf("%d %d\n", A, B);

    getchar();
}
```

## Assignment and Expressions

The assignment has a value of the expression.

**X = Expressions**

Shortened assignment

**X OP= Expressions**

**X = X OP Expressions**

## Assignment Example

```
#include <ansi_c.h>
void main()
{
  int A, B, C;

  A = 1; B = 2;
  printf("%d %d\n", A, B);
  printf("%d %d\n", A=5, B=9);

  A = 3 * (B=2);
  printf("%d %d\n", A, B);

  A = 3 * (B==3);
  printf("%d %d\n", A, B);

  A = 4; B = 8;
  A += 2;
  B /= 4;
  printf("%d %d\n", A, B);

  A = B = C = 0;
  printf("%d %d %d\n", A, B, C);

  A *= B = C += 3;
  printf("%d %d %d\n", A, B, C);

  A = (B=5, C=7);
  printf("%d %d %d\n", A, B, C);

  getchar();
}
```



## Increment and Decrement Operations

Post

**Var++      Var--**

Pre

**++Var      --Var**

## Increment and Decrement Example

```
#include <ansi_c.h>
void main()
{
  int A, B, C;

  A = 5;
  B = A++;
  printf("%d\n", A, B);

  A = 5;
  B = ++A;
  printf("%d\n", A, B);

  A = 5;
  B = A-- * 3;
  printf("%d\n", A, B);

  A = 8;
  B = 8;
  printf("%d %d\n", A++, ++B);

  getchar();
}
```



## Conditional Expressions

**expr1 ? expr2 : expr3**

```
if (exp1 == TRUE)
  Expr2;
else
  Expr3;
```

## Conditional Expressions Example

```
#include <ansi_c.h>
void main()
{
  int A, B, C;

  A = 1;
  B = 2;
  printf("%d\n", A>B ? A : B);

  A = 50;
  B = 30;
  C = A>B ? A : B;
  printf("%d\n", C);

  A = -10;
  C = A>=0 ? A : -A;
  printf("%d\n", C);

  A = 1;
  printf(A ? "Hello True\n" : "Hello False\n");
  A = 1A;
  printf(A ? "Hello True\n" : "Hello False\n");

  getchar();
}
```

