

Universality of local weak interactions and its application for interferometric alignment

Jan Dziewior^{a,b}, Lukas Knips^{a,b}, Dmitry Farfurnik^{c,1}, Katharina Senkalla^{a,b}, Nimrod Benshalom^c, Jonathan Efroni^c, Jasmin Meinecke^{a,b}, Shimshon Bar-Ad^c, Harald Weinfurter^{a,b}, and Lev Vaidman^{c,2}

^aMax-Planck-Institut für Quantenoptik, 85748 Garching, Germany; ^bDepartment für Physik, Ludwig-Maximilians-Universität, 80797 München, Germany; and ^cRaymond and Beverly Sackler School of Physics and Astronomy, Tel-Aviv University, Tel-Aviv 69978, Israel

Edited by Michael Berry, University of Bristol, Bristol, UK, and approved December 31, 2018 (received for review July 28, 2018)

The modification of the effect of interactions of a particle as a function of its preselected and postselected states is analyzed theoretically and experimentally. The universality property of this modification in the case of local interactions of a spatially preselected and postselected particle has been found. It allowed us to define an operational approach for the characterization of the presence of a quantum particle in a particular place: the way it modifies the effect of local interactions. The experiment demonstrating this universality property provides an efficient interferometric alignment method, in which the position of the beam on a single detector throughout one phase scan yields all misalignment parameters.

quantum physics | quantum experiments | quantum measurement | weak measurements | optics alignment

Preselected and postselected systems are ubiquitous in quantum mechanics. In many quantum information schemes, the intended process is only realized by the interplay of preselection and postselection. The addition of postselection, often together with conditioned transformations, is the basis of protocols such as universal quantum computation within the Knill–Laflamme–Milburn scheme (1), entanglement swapping (2), and heralding in general (3).

The two-state vector formalism (TSVF) (4) provides a general framework for the description of preselected and postselected systems. It introduces a state evolving backward in time and thereby treats the postselection on equal footing as the preselection. The key element of the TSVF is the weak value of an observable. As long as the interaction is sufficiently weak or short, the observable effect on the external system is completely characterized by the weak value (5). For such interactions, the state of the external systems after the postselection can deviate significantly from the states expected by just considering the coupling to preselected systems (6). The concept of weak values became the basis of several successful applications in precision-measurement techniques (7, 8). While there are theoretical controversies about the optimality of the weak value-based tomography and precision-measurement methods (9–20), a plethora of fruitful applications continues to emerge (21–34).

We take a step back and investigate the fundamental properties of preselected and postselected systems. We find that there exists a general universality principle characterizing how the effects of the interactions in one location of a spatially preselected and postselected quantum system are modified as a function of preselection and postselection. All these modifications are specified by a single complex number, the weak value of the spatial projection operator. One of the innovations of our approach is that it does not rely on the specific form of the interaction Hamiltonian. Instead, it expresses the change of the state via the complex amplitude of an orthogonal component, which emerges due to the interaction. If the weak value is a positive number, the size of the changes in every variable is multiplied by this number, and when it is negative, all modifications happen in

the opposite direction. If the effect originally changed a particular variable, in the case of an imaginary weak value, the effect will occur in a variable conjugate to the initial one, and when the weak value is a complex number, both effects are combined together. This approach allows a formal definition of a quantum particle's presence.

Until now, most accounts considered the weak value to be limited to the case of weak interactions—e.g., refs. 35–39. It is another crucial innovation of our approach, however, that we explicitly apply the formalism to the case of much stronger interactions. We use an expression for the weak value which takes into account changes due to interactions of finite strength in the time interval between preselection and postselection. Besides incorporating the stronger interactions, we also account for decoherence or imperfections in the measurement system. We show experimentally that this weak value can in fact be measured by using weakly coupled pointers.

An interferometer, especially a Mach–Zehnder-type interferometer (MZI), can be seen as the iconic example for preselected and postselected systems. The reflectivity/transmittivity of the first beam splitter together with the phase shifter defines the preselected state of the system. The final beam splitter together

Significance

In this combined theoretical and experimental work, we describe and demonstrate a universal feature of local couplings of spatially preselected and postselected systems. All weak couplings, independently of their physical nature, are modified in the same universal manner, characterized by the weak value of local projection. We present a general analysis which neither relies on a specific form of the coupling nor is restricted to weak interactions. This allows us to define a consistent paradigm of the presence of a quantum particle, much more intricate than the concept of the presence of a classical particle. Furthermore, we discovered that Gaussian pointers remain reliable beyond the weak regime, which enabled a simple and efficient alignment method for interferometric setups.

Author contributions: J.D., L.K., H.W., and L.V. designed research; J.D., L.K., K.S., and L.V. performed research; J.D., L.K., D.F., and L.V. contributed new analytic tools; J.D., L.K., D.F., K.S., N.B., J.E., S.B.-A., and L.V. analyzed data; J.D., L.K., K.S., N.B., J.M., H.W., and L.V. wrote the paper; D.F., N.B., J.E., and S.B.-A. performed preliminary experimental work on the alignment method; D.F., N.B., J.E., and S.B.-A. participated in the analyses; and D.F. suggested the alignment method.

The authors declare no conflict of interest.

This article is a PNAS Direct Submission.

This open access article is distributed under [Creative Commons Attribution License 4.0 \(CC BY\)](https://creativecommons.org/licenses/by/4.0/).

Data deposition: Please contact the authors if you wish to access the raw data.

¹Present addresses: Racah Institute of Physics, The Hebrew University of Jerusalem, Jerusalem 9190401, Israel; and The Center for Nanoscience and Nanotechnology, The Hebrew University of Jerusalem, Jerusalem 9190401, Israel.

²To whom correspondence should be addressed. Email: vaidman@post.tau.ac.il.

with detection of the particle in one output of the interferometer sets the postselected state. The effect of weak interactions of the particle with external systems, which can be seen as a trace the particle leaves inside the interferometer, is characterized by the weak value of the projection operator on the corresponding arm. Surprisingly, we also found that for Gaussian states of the external system, the weak value characterizes the modification of the trace for arbitrary strength of the interaction.

The interferometer enables straightforward experimental implementation, where we consider a preselected and postselected photon passing through. We experimentally characterize the various effects of multiple interactions in one of the interferometer's arms using the mode and the polarization of the propagating photon as the external systems coupled to the photon's path. We find that the modifications of the weak effects on the photon can be described by the weak value of the projection operator on the corresponding arm for various types and strengths of couplings.

We can now turn the picture upside-down and view any coupling to the external degrees of freedom as being due to misalignment of the interferometer. For example, a tilted mirror in one of the beams now becomes an interaction deflecting the Gaussian mode of the beam from its ideal direction. This analogy directly leads us to an efficient alignment technique for interferometers, where our analysis provides a simple model for the image observable at the output of an interferometer. More precisely, by measuring the phase-dependent trajectory of the centroid of the output mode on only a single spatially resolving detector, we can extract the misalignment parameters in one go. This technique harnesses the benefits of the weak amplification method (6) to improve precision.

Weak Value of Local Projection and its Connection to the Trace

Let us first consider the effect of a quantum particle on external systems due to all kinds of local interactions in the channel through which it passes. The interactions might be caused by various properties of the particle—e.g., charge, mass, magnetic moment, etc.—but we assume that the particle passing through the channel does not change its quantum state.*

If the quantum particle is not present in the channel, the state of the external systems at a particular time is $|\chi\rangle$. When the quantum particle is localized in the channel, as shown in Fig. 1A, the interactions change the total state of the external systems as

$$|\chi\rangle \rightarrow |\chi'\rangle \equiv \eta(|\chi\rangle + \epsilon|\chi^\perp\rangle), \quad [1]$$

where $|\chi^\perp\rangle$ denotes the component of $|\chi'\rangle$, which is orthogonal to $|\chi\rangle$. By definition, we choose the phase of $|\chi^\perp\rangle$ such that $\epsilon > 0$. For simplicity, but without loss of generality, we also disregard the global phase and consider the coefficient η to be positive, such that $\eta = \langle\chi|\chi'\rangle = \frac{1}{\sqrt{1+\epsilon^2}}$. The trace left by the particle is

manifested by the presence of the orthogonal component $|\chi^\perp\rangle$ and is quantified by the parameter ϵ .

Next, let this channel be an arm of an MZI (Fig. 1B). We assume that the arm B of the MZI is ideal—i.e., the particle leaves no trace there.[†] For the creation of the preselected state

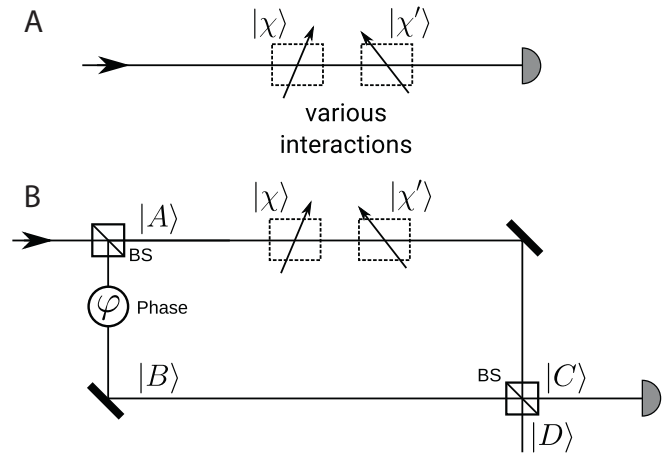


Fig. 1. Comparison between effect of the local coupling of the particle when it passes through a single channel and when it passes through an interferometer. (A) The particle interacts with external systems in a single channel originally in the state $|\chi\rangle$. (B) The particle passes through an MZI with arm A identical to the channel described in A with all its local interactions, while it is assumed that there are no local couplings in arm B.

inside the interferometer $|\psi\rangle$, the unbalanced input beam splitter is followed by a phase shifter, resulting in

$$|\psi\rangle = \cos\alpha|A\rangle + \sin\alpha e^{i\varphi}|B\rangle, \quad [2]$$

where $|A\rangle$ and $|B\rangle$ represent the eigenstates of the path degree of freedom, and α and φ are the two real parameters of the state.

The second beam splitter is balanced, so its operation can be modeled as

$$|A\rangle \rightarrow \frac{1}{\sqrt{2}}(|C\rangle + |D\rangle), \quad [3a]$$

$$|B\rangle \rightarrow \frac{1}{\sqrt{2}}(|C\rangle - |D\rangle). \quad [3b]$$

We collect photons in output port C, which corresponds to a postselection of the state

$$|\phi\rangle = \frac{1}{\sqrt{2}}(|A\rangle + |B\rangle). \quad [4]$$

Accounting for the interactions in arm A (Fig. 1B), the composite state $|\Psi\rangle$ of the particle and the external systems before the second beam splitter is

$$|\Psi\rangle = \cos\alpha|A\rangle|\chi'\rangle + \sin\alpha e^{i\varphi}|B\rangle|\chi\rangle, \quad [5]$$

where here and in the rest of the paper, we use a shorthand notation for tensor products with $|A\rangle|\chi'\rangle \equiv |A\rangle \otimes |\chi'\rangle$. After detection of the particle in arm C—i.e., postselection of the particle in state [4]—the state of the external systems becomes

$$|\tilde{\chi}\rangle = \mathcal{N} \left(|\chi\rangle + \frac{\eta\epsilon}{\eta + \tan\alpha e^{i\varphi}} |\chi^\perp\rangle \right), \quad [6]$$

where \mathcal{N} is the normalization factor. Here and in the rest of the paper, we use the accent symbol “~” to denote situations with preselection and postselection.

We start by considering interactions which are sufficiently small, with $\epsilon \ll 1$. In the case of a single channel, the particle passing through it leads to the change of the state of the external systems,

$$|\chi\rangle \rightarrow |\chi'\rangle = |\chi\rangle + \epsilon|\chi^\perp\rangle + \mathcal{O}(\epsilon^2), \quad [7]$$

which is just an expansion of [1] in orders of ϵ .

*To deal with cases where the states of some degrees of freedom of the particle change, we treat them equivalently to the external degrees of freedom. In fact, this is the case in our experiment (Observing the Universality Property).

[†]This assumption is made for simplicity of presentation. The main results of the paper about the universality of modification of interactions are easily transformed to the case when some weak traces are left in all parts of the interferometer.

For the particle that has passed through the corresponding MZI and has been detected in C , we observe a different change of the state of the external systems. Expanding Eq. 6 in orders of ϵ , we can see that the weak effect of the interaction is modified relative to [7] by a single parameter, the weak value of projection on arm A ,

$$|\chi\rangle \rightarrow |\tilde{\chi}\rangle = |\chi\rangle + \epsilon (\mathbf{P}_A)_w |\chi^\perp\rangle + \mathcal{O}(\epsilon^2), \quad [8]$$

where, for defining the weak value, we neglect the coupling to external systems

$$(\mathbf{P}_A)_w \equiv \frac{\langle \phi | \mathbf{P}_A | \psi \rangle}{\langle \phi | \psi \rangle} = \frac{1}{1 + \tan \alpha e^{i\varphi}}. \quad [9]$$

The design of the interferometer allows the full range of weak values of projection onto arm A , by varying the parameters $\tan \alpha$ and φ . Note that we did not restrict the number of interactions as long as their combined effect is sufficiently weak.

When the trace left in the interferometer is small, $\epsilon \ll 1$, the weak value can be considered neglecting the effect of the interactions, as in [9]. In the next section, we will turn toward scenarios with stronger couplings for which the interactions cannot be neglected.

Weak Value Considering Finite Coupling Strength and Imperfections

Calculating the weak value as in Eq. 9, we have implicitly assumed that it only depends on the preselection and postselection states at the boundaries of the considered time interval. This is correct in the limit of weak coupling, which is considered in most works about weak measurements. However, sometimes even in scenarios with coupling of finite strength, the weak value has been treated as if there was no coupling—i.e., using formula [9] (20, 35–40).

To correctly account for couplings of finite strength, we turn to the proper definition of the weak value in the framework of the TSVF, which refers to a single point in time t , at which the particular forward- and backward-evolving quantum states have to be evaluated (41). All interactions of finite strength and imperfections of optical devices between preselection and t , as well as between t and postselection, must be considered. Thus, Eq. 2 correctly describes the forward-evolving state only immediately after the first beam splitter, and Eq. 4 describes the backward-evolving state only immediately before the second beam splitter. Since all evolutions due to imperfections or interactions with the different external systems are local—i.e., they have the common eigenstates $|A\rangle$ and $|B\rangle$ —the time ordering of the evolutions is of no consequence. Therefore, the weak value $(\mathbf{P}_A)_w$ stays constant in time, and we are free to choose any moment in time to calculate it. For convenience, we calculate the weak value immediately before postselection on state [4] and modify only the forward-evolving state to account for the evolution due to interactions inside the interferometer.

Due to the interactions, the system becomes entangled with the external systems as described by Eq. 5. Thus, the particle is in the mixed state described by the density matrix in the basis $\{|A\rangle, |B\rangle\}$

$$\rho = \begin{pmatrix} \cos^2 \alpha & \cos \alpha \sin \alpha e^{-i\varphi} \eta \\ \cos \alpha \sin \alpha e^{i\varphi} \eta & \sin^2 \alpha \end{pmatrix}. \quad [10]$$

The weak value in the case of mixed states has been derived in ref. 5 (equation 32 therein),

$$A_w = \frac{\text{Tr}(\rho_{\text{post}} A \rho_{\text{pre}})}{\text{Tr}(\rho_{\text{post}} \rho_{\text{pre}})}. \quad [11]$$

In our case, this formula is not applicable for arbitrary time between the preselection and postselection due to entanglement in both forward- and backward-evolving states with the same external systems (section VI of ref. 5), but it can be used to calculate the weak value immediately before the last beam splitter since the backward-evolving state is not entangled (see also refs. 35, 42, and 43). As we explained above, the weak value of the projector \mathbf{P}_A is constant between preselection and postselection, so it can be calculated as

$$(\mathbf{P}_A)_w = \frac{\text{Tr}(|\phi\rangle\langle\phi| \mathbf{P}_A \rho)}{\text{Tr}(|\phi\rangle\langle\phi| \rho)} = \frac{1 + \tan \alpha \eta e^{-i\varphi}}{1 + \tan^2 \alpha + 2 \tan \alpha \eta \cos \varphi}. \quad [12]$$

From Eq. 10, we see that the overlap η quantifies the loss of coherence between the two arms of the interferometer due to interactions and imperfections, which consequently leads to a reduction of the maximally achievable weak value. The dependence of the weak value [12] on η as well as on α and φ is presented in Fig. 2. Fig. 2 A and B show the case with ideal overlap $\eta=1$, while Fig. 2 C – F illustrate the dependence for the nonideal case with reduced overlap and thus smaller $(\mathbf{P}_A)_w$.

The weak value [12] which accounts for multiple and even strong interactions is not useful to describe the whole of the external systems when inserted into expansion [8] because ϵ is large. However, Eq. 12 can be used to describe the modification for those interactions which are weak, even if some of the other interactions or all of them together are arbitrarily strong. We will show this now.

In our scenario, we neglect the interactions of external systems in arm A among themselves. If between some particular systems, the interaction cannot be neglected, they are considered as a single composite system. Thus, the interactions [1] in a single channel (Fig. 1A) can be decomposed as

$$|\chi\rangle = \bigotimes_j |\chi_j\rangle \rightarrow |\chi'\rangle = \bigotimes_j \eta_j (|\chi_j\rangle + \epsilon_j |\chi_j^\perp\rangle). \quad [13]$$

Here, as for [1], we absorbed the phases in the definitions of states, such that ϵ_j and η_j are positive numbers.

In the case where the coupling to the, say, k -th system, is weak, the change of the state of the system can be also expressed by using density-matrix language in the $\{|\chi_k\rangle, |\chi_k^\perp\rangle\}$ basis as

$$\rho_k = \begin{pmatrix} 1 & 0 \\ 0 & 0 \end{pmatrix} \rightarrow \rho'_k = \begin{pmatrix} 1 & \epsilon_k \\ \epsilon_k^* & 0 \end{pmatrix} + \mathcal{O}(\epsilon_k^2). \quad [14]$$

For a particle passing through the MZI, when both the preselection as well as the postselection state are superpositions of $|A\rangle$ and $|B\rangle$, several interactions in A (Fig. 1B) will lead to entanglement between the various external systems. Thus, each of the systems will be described by a mixed state. The modified evolution of the weakly coupled k -th system is

$$\rho_k \rightarrow \tilde{\rho}_k = \begin{pmatrix} 1 & (\mathbf{P}_A)_w^* \epsilon_k \\ (\mathbf{P}_A)_w \epsilon_k & 0 \end{pmatrix} + \mathcal{O}(\epsilon_k^2). \quad [15]$$

Again, the modification of the effect of the weak interaction is characterized by the weak value $(\mathbf{P}_A)_w$.

Manifestation of the Trace as Shifts in Pointer States

In the previous sections, we described the trace a particle leaves as the appearance of an orthogonal component in the quantum state of external systems. Another language, frequently closer to

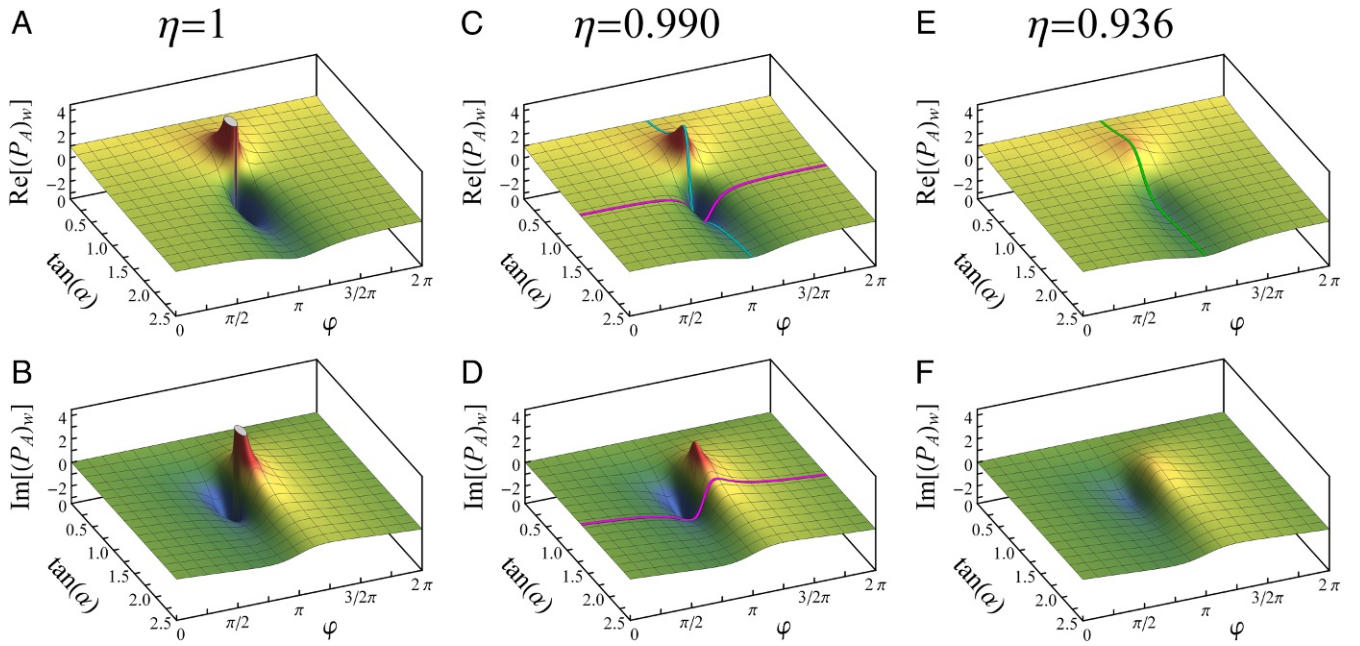


Fig. 2. Exact parameter dependence of weak value. Real (A, C, and E) and imaginary (B, D, and F) parts of weak value of the projection operator on arm A for $\eta = 1$, $\eta = 0.990$, and $\eta = 0.936$. Each plot shows the dependence on the phase φ and the amplitude ratio $\tan \alpha$. The highlighted colored lines represent the parameter values that are set in the various measurements (see Figs. 4 and 5).

experimental evidence, is the change in the expectation values of the external systems. Given the small change due to interactions in Fig. 1A, expressed in [7], every observable O of the external system changes its expectation value as

$$\delta\langle O \rangle \equiv \langle \chi' | O | \chi' \rangle - \langle \chi | O | \chi \rangle = 2\epsilon \operatorname{Re} \left[\langle \chi | O | \chi^\perp \rangle \right] + \mathcal{O}(\epsilon^2). \quad [16]$$

Then, using [8] (or [15], respectively), we see that for the preselected and postselected particle (Fig. 1B), the change in the expectation value of O is modified according to

$$\tilde{\delta}\langle O \rangle = 2\epsilon \operatorname{Re} \left[\langle \chi | O | \chi^\perp \rangle (\mathbf{P}_A)_w \right] + \mathcal{O}(\epsilon^2). \quad [17]$$

This formula is universal—it is valid for every system which was coupled weakly in arm A to the particle passing through the interferometer.

Eq. 17 represents a result in a very general scenario. Let us now focus on the less general but very common measurement situation, which is usually considered when treating weak values (41). There, a single observable O is the pointer variable Q , the pointer wavefunction $\chi(Q)$ is real, and the interaction with the particle in the channel shifts the wave function in the pointer variable representation as

$$\chi(Q) \rightarrow \chi'(Q) = \chi(Q - \delta Q). \quad [18]$$

Obviously, this also shifts the expectation value

$$\delta\langle Q \rangle = \delta Q. \quad [19]$$

In this scenario, $\chi^\perp(Q)$ is also real, as well as $\langle \chi | Q | \chi^\perp \rangle$. Then, a positive weak value $(\mathbf{P}_A)_w$ just tells us how the effect of the interaction is amplified or reduced according to

$$\tilde{\delta}\langle Q \rangle \approx \delta Q \operatorname{Re}[(\mathbf{P}_A)_w]. \quad [20]$$

If $(\mathbf{P}_A)_w$ is negative, it tells us that the pointer will be shifted in the opposite direction.

If the weak value is imaginary, the expectation value of the pointer position will not be changed. However, an orthogonal component in the quantum state of the pointer will still appear. It will manifest itself in the shift of the expectation value of the momentum P_Q conjugate to Q

$$\tilde{\delta}\langle P_Q \rangle \approx 2\delta Q (\Delta P_Q)^2 \operatorname{Im}[(\mathbf{P}_A)_w], \quad [21]$$

where $(\Delta P_Q)^2 = \langle \chi | P_Q^2 | \chi \rangle - \langle \chi | P_Q | \chi \rangle^2$ and $\hbar = 1$.

Eqs. 20 and 21 were obtained from [16] and [17] on the assumption of weak coupling when higher orders of ϵ can be neglected. In the measurement situation [18] with a Gaussian pointer, $\chi = e^{-Q^2/4(\Delta Q)^2}$ (we omit normalization), the usual range of validity of the weak value formalism is extended. Even when the coupling is strong and the pointer distribution is significantly distorted during the measurement, the expressions for the shifts of the expectation values of Q , [16] and [17], remain exact, with

$$\delta\langle Q \rangle = 2\epsilon \operatorname{Re} \left[\langle \chi | Q | \chi^\perp \rangle \right], \quad [22a]$$

$$\tilde{\delta}\langle Q \rangle = 2\epsilon \operatorname{Re} \left[\langle \chi | Q | \chi^\perp \rangle (\mathbf{P}_A)_w \right]. \quad [22b]$$

Indeed, for the Gaussian pointer $\langle \chi | Q | \chi \rangle = 0$, $\langle \chi' | Q | \chi' \rangle = \delta Q$, and also the following expressions are easily calculated as

$$\eta = \langle \chi | \chi' \rangle = e^{-(\delta Q)^2/8(\Delta Q)^2}, \quad \langle \chi | Q | \chi' \rangle = \langle \chi | \chi' \rangle \frac{\delta Q}{2}. \quad [23]$$

Then, [22a] is proven by substituting [19] and [1], while including [6] and [12] proves [22b].

If the pointer is a Gaussian in the position variable Q , it is of course also a Gaussian in the conjugate momentum P_Q representation. Therefore, [20] and [21], in analogy to the above, become exact formulas with $\Delta P_Q = \frac{1}{2\Delta Q}$. There are corresponding exact formulas for the effect of a shift in momentum δP_Q with

$$\tilde{\delta}\langle P_Q \rangle = \delta P_Q \text{Re}[(\mathbf{P}_A)_w], \quad [24a]$$

$$\tilde{\delta}\langle Q \rangle = -2\delta P_Q (\Delta Q)^2 \text{Im}[(\mathbf{P}_A)_w], \quad [24b]$$

see also ref. 44.

Direct substitution shows that the expressions remain correct for Gaussians in the regime of strong interactions also in the case of combinations of shifts in Q and P_Q , such that

$$\tilde{\delta}\langle Q \rangle = \delta Q \text{Re}[(\mathbf{P}_A)_w] - 2\delta P_Q (\Delta Q)^2 \text{Im}[(\mathbf{P}_A)_w], \quad [25a]$$

$$\tilde{\delta}\langle P_Q \rangle = \delta P_Q \text{Re}[(\mathbf{P}_A)_w] + \frac{\delta Q}{2(\Delta Q)^2} \text{Im}[(\mathbf{P}_A)_w]. \quad [25b]$$

These equations are the basis of the alignment method presented in Alignment Method.

Observing the Universality Property

We use an optical MZI to experimentally visualize our central claim—namely, that all kinds of small effects of spatially preselected and postselected systems taking place at a specific location are modified in a universal manner characterized by the weak value of spatial projection. In the experiment, we demonstrate the universal change for three different couplings. In every case, the effect is modified in the same manner.

There are proposals and actual experiments where the photon couples to other particles in one arm of the interferometer (45–49). In ref. 49, one arm of the interferometer is a Kerr medium, and the photon passing through this arm changes the quantum state of the pointer by introducing a shift in the relative phase between the wave packets of the pointer photons. As it is done in most weak-measurement experiments, instead of coupling to external particles, we, rather, study interactions of the photons in an arm of the interferometer by observing the effect on other degrees of freedom of the photons itself. We also used a (weak) laser beam, so all of the results can be explained by using Maxwell equations (although in a much more difficult way), but the observations would not change by using single photons, since intensity measurements are in one-to-one correspondence to single-photon probability distributions.

The interactions in arm A are realized by introducing controlled changes of spatial and polarization degrees of freedom. The initial state of the position degree of freedom can be well approximated by a Gaussian along the x as well as the y coordinates. The interaction is implemented by shifting the center of the Gaussian intensity distribution of the light beam going through arm A by δx , compared with the beam going through arm B ,

$$\chi_x(x) = e^{-x^2/w_0^2} \rightarrow \chi'_x(x) = e^{-(x-\delta x)^2/w_0^2}, \quad [26]$$

where w_0 denotes the waist of the beam and normalization factors are omitted.

Another degree of freedom is the spatial state in the y direction of the light beam, which we modified by changing the angle of the beam around the x axis, which for small angles corresponds to the momentum shift $\delta p_y = \frac{2\pi}{\lambda} \delta \theta_x$. The resulting modification in arm A can be expressed by

$$\chi_y(p_y) = e^{-w_0^2 p_y^2 / 4} \rightarrow \chi'_y(p_y) = e^{-w_0^2 (p_y - \delta p_y)^2 / 4}. \quad [27]$$

As a third external system, we use the photon polarization. The interaction parameter here is the rotation of polarization by the angle $\delta\Theta$,

$$|\chi_\sigma\rangle = |H\rangle \rightarrow |\chi'_\sigma\rangle = \cos \frac{\delta\Theta}{2} |H\rangle + \sin \frac{\delta\Theta}{2} |V\rangle, \quad [28]$$

where the states $|H\rangle$ and $|V\rangle$ are defined via $\sigma_z |H\rangle = |H\rangle$ and $\sigma_z |V\rangle = -|V\rangle$ for the Pauli matrix σ_z .

All other properties of the photon are expressed in the state $|\chi_O\rangle$. Any imperfections of the interferometer can be understood to lead to a change of the initial state of these properties in arm A , $|\chi_O\rangle \rightarrow |\chi'_O\rangle$.

It is a good approximation to assume that there are no interactions between the external degrees of freedom we consider, and thus we can express the quantum state of the photon in arm B just before reaching the final beam splitter of the interferometer as

$$|B\rangle|\chi\rangle = |B\rangle|\chi_x\rangle|\chi_y\rangle|\chi_\sigma\rangle|\chi'_O\rangle, \quad [29]$$

while in arm A it is

$$|A\rangle|\chi'\rangle = |A\rangle|\chi'_x\rangle|\chi'_y\rangle|\chi'_\sigma\rangle|\chi'_O\rangle. \quad [30]$$

To test the universality of modifications of effects for various degrees of freedom, one could either perform complete tomographies of the final pointer states [14] and [15] or, more clearly, show the modification of the effects of the three couplings according to [20] and [21]. We follow the second approach. More explicitly, we test the differences between effects of the interactions on the expectation values in three degrees of freedom when the particle passes through the single arm (expressed by δ) and when the particle passes through both arms (expressed by $\tilde{\delta}$).[‡] Because of the linear relation between θ_y and p_x , as well as θ_x and p_y , one obtains

$$\tilde{\delta}\langle x \rangle = \delta\langle x \rangle \text{Re}[(\mathbf{P}_A)_w], \quad [31]$$

$$\tilde{\delta}\langle \theta_y \rangle = \frac{\delta\langle x \rangle}{z_R} \text{Im}[(\mathbf{P}_A)_w], \quad [32]$$

$$\tilde{\delta}\langle \theta_x \rangle = \delta\langle \theta_x \rangle \text{Re}[(\mathbf{P}_A)_w], \quad [33]$$

$$\tilde{\delta}\langle y \rangle = -z_R \delta\langle \theta_x \rangle \text{Im}[(\mathbf{P}_A)_w]. \quad [34]$$

Here, we have used the Rayleigh range $z_R \equiv \frac{\pi w_0^2}{\lambda}$ as the characteristic parameter of the Gaussian beam.

The conjugate variable to the angle Θ defining polarization changes in the $\sigma_x - \sigma_z$ plane is an angle Υ describing polarization rotations in the $\sigma_y - \sigma_z$ plane relative to the initial state $|H\rangle$. For small deviations, these angles relate linearly to $\langle \sigma_x \rangle$ and $\langle \sigma_y \rangle$, respectively, and are given by

$$\tilde{\delta}\langle \Theta \rangle = \delta\langle \Theta \rangle \text{Re}[(\mathbf{P}_A)_w], \quad [35]$$

$$\tilde{\delta}\langle \Upsilon \rangle = -\delta\langle \Theta \rangle \text{Im}[(\mathbf{P}_A)_w]. \quad [36]$$

The test was performed for the full range of φ and thus for a large range of values $(\mathbf{P}_A)_w$; see violet lines on the graphs of Fig. 2. The parameters for the calculation of $(\mathbf{P}_A)_w$ necessary for testing relations [31–36] were also obtained from measurements. The signals from separate arms (when the other arm was blocked) provided $\tan \alpha$. The phase φ and the overlap η were obtained from the intensity of the interference signal and visibility measurements, respectively. The relation between the visibility \mathcal{V} and the overlap η for the phase-dependent output intensity $\mathcal{I} \propto \langle \phi | \rho | \phi \rangle \propto 1 + \tan^2 \alpha + 2 \tan \alpha \eta \cos \varphi$ is given by

$$\mathcal{V} \equiv \frac{\mathcal{I}_{\max} - \mathcal{I}_{\min}}{\mathcal{I}_{\max} + \mathcal{I}_{\min}} = \eta \frac{2 \tan \alpha}{1 + \tan^2 \alpha}. \quad [37]$$

The experiment is shown schematically in Fig. 3. After propagation through a single-mode fiber for spatial filtering, the horizontally polarized light from a laser diode ($\lambda = 780$ nm) is split by

[‡]We chose this method since our measurements of the shifts $\delta\langle x \rangle$, $\delta\langle \theta_x \rangle$, and $\delta\langle \Theta \rangle$ in a single channel are more precise than our control of the shifts δx , $\delta\theta_x$, and $\delta\Theta$ via manual stages.

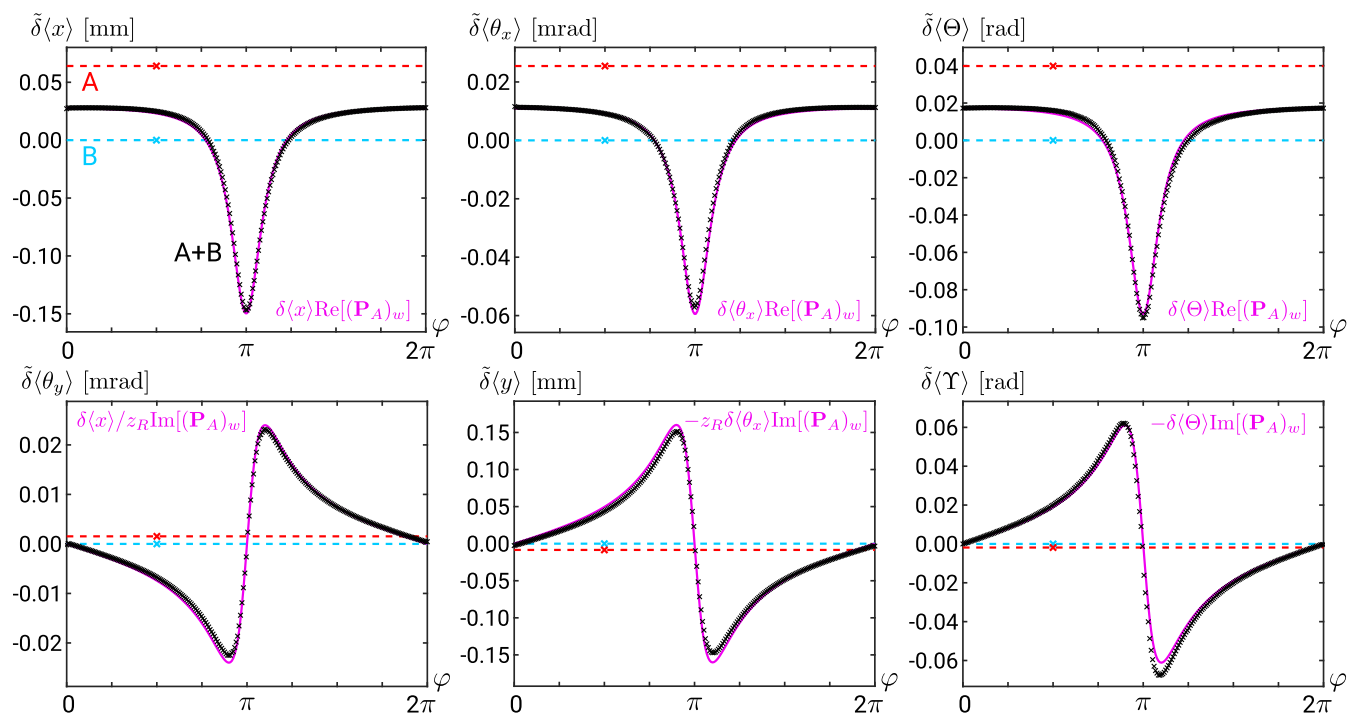


Fig. 4. Observed universality. (*Upper*) The introduced displacements of arm A in x direction, angle around the x axis, and angle of polarization Θ (δx , $\delta\theta_x$, and $\delta\Theta$) can be seen from the single red datapoints plotted at an arbitrary phase position. The blue datapoints corresponding to arm B are taken as a reference and thus show zero shift. The axes are scaled such that the readings of A agree for the three external systems. For each of these three, the same behavior of the interference signal (black datapoints) is observed for the shifts of the variables $\delta\langle x \rangle$, $\delta\langle \theta_x \rangle$, and $\delta\langle \Theta \rangle$: The effect seen from the measurement of the single arm is multiplied with the phase-dependent real part of the weak value. (*Lower*) The analogous plots for the shift of the respective conjugate variables represented by $\delta\langle \theta_y \rangle$, $\delta\langle y \rangle$, and $\delta\langle \Upsilon \rangle$ show nicely the dependence on the imaginary part of the weak value. The violet theoretical curves represent the rescaled real and imaginary parts of the weak value (no fit).

It is well known that the picture generated by the interference of the beams from a misaligned interferometer displays a strong phase dependence. Fig. 6A shows the centroid trajectory during

the phase scan of a misaligned interferometer. We demonstrate that it is possible to quantitatively determine the exact misalignment parameters of the interferometer by analyzing this

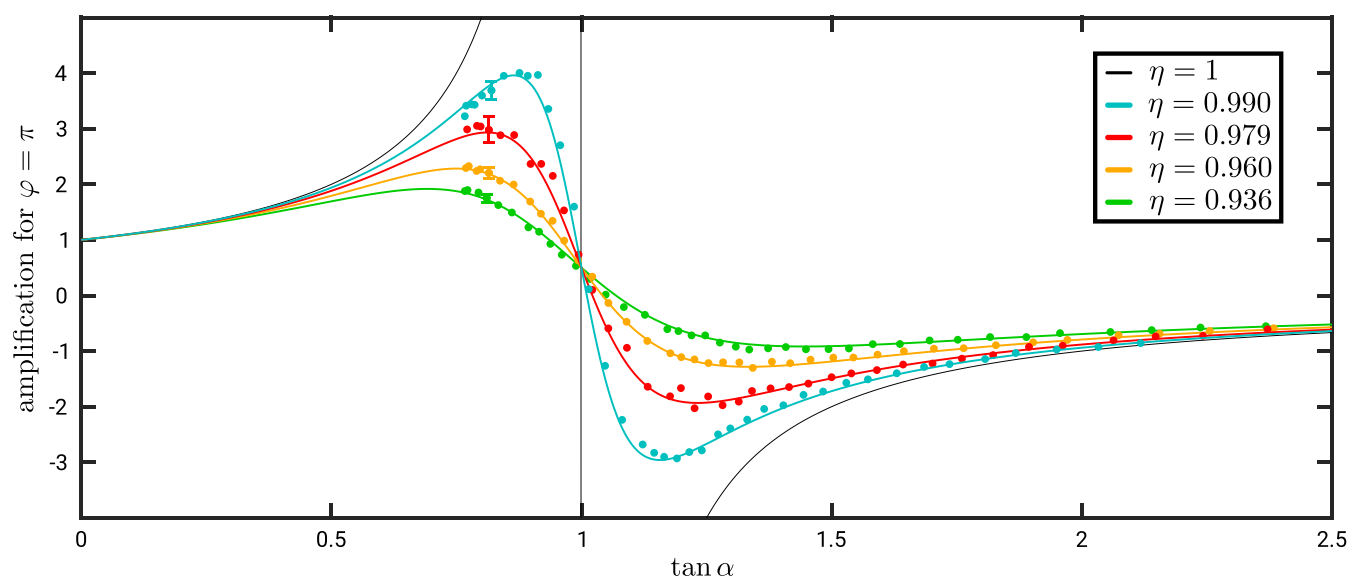


Fig. 5. Modification of weak value due to decoherence. The colored dots represent the measured values for the modification of the shift δx in the interference signal when varying the weak value via the relative amplitudes of the paths A and B ($\tan \alpha$ in Eq. 12) and fixed $\varphi = \pi$. The four datasets correspond to four different values of the overlap η , which quantifies the coherence between the states of the external systems from the two arms. The lines are theoretical curves as highlighted by the colored lines in Fig. 2 C and E . Respective average error bars are shown for each η on one of the first data points. For comparison, also the theoretical line with $\eta = 1$ (Fig. 2A) is shown.

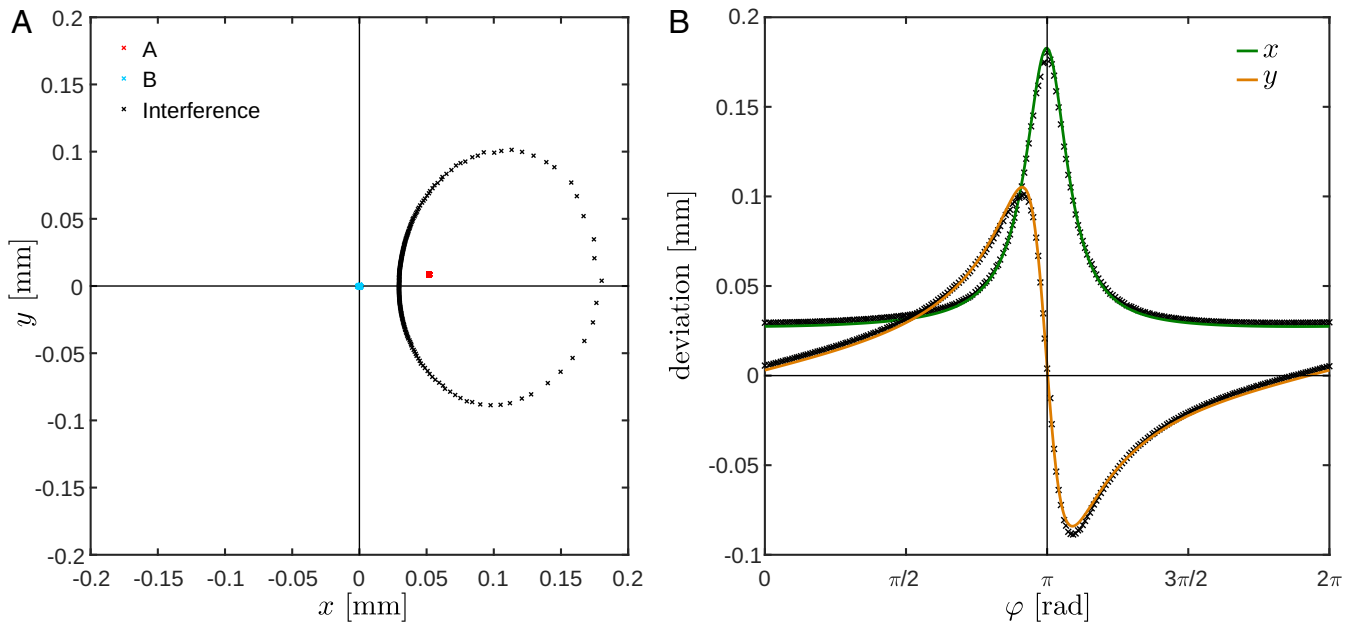


Fig. 6. (A) Trajectories of beam centroids in output C for misaligned MZI. The blue and red spots correspond to the measurements of the beams from the single arms when the other arm is blocked. While the blue spot at the origin corresponds to beam B without interaction, the red spot corresponds to the misaligned beam A. The elliptic trajectory of the interference pattern is represented by the black points. (B) Fits onto x and y projections of trajectory. By fitting the vector function [38] to the x and y projections of the interference ellipse, we determine the parameters of the misalignment.

phase-dependent movement. In fact, the misalignment parameters $\delta\vec{r}$ and $\delta\vec{\theta}$ could be calculated from measurements described in the previous section. Disregarding the polarization analysis, it was a measurement of the misalignment parameters based on position measurements of centroids of the beams on two detectors at different locations. But the method is more powerful and can be implemented with only a single position-sensitive detector as well.

The basis for our alignment method are Eqs. 25A and 25B which, somewhat surprisingly, remain precise, even for large misalignment. The shift observed on the single detector $\delta\vec{R}$ is the sum of the position shift $\delta\vec{r}$ and the position shift due to the shift in direction $\delta\vec{\theta} \times \vec{L}$, where $\vec{L} = (0, 0, z)$ is the vector parallel to the beam with the length equal to the distance z along the beam between the waist and the detector. Thus, the position shift of the centroid on the detector $\delta\vec{R}$ is given by

$$\delta\vec{R} = (\delta x + z\delta\theta_y, \delta y - z\delta\theta_x)\text{Re}[(\mathbf{P}_A)_w] + \left(\frac{z}{z_R}\delta x - z_R\delta\theta_y, \frac{z}{z_R}\delta y + z_R\delta\theta_x\right)\text{Im}[(\mathbf{P}_A)_w]. \quad [38]$$

The weak value is given by [12]. The parameters $\tan\alpha$, η , z , and z_R are found experimentally as in the previous section. The function [38] corresponds to the trajectory of the beam centroid on the detector, as shown in Fig. 6A. Even small misalignments, which otherwise might be difficult to resolve, become detectable due to the effect of weak amplification.

Fig. 6B shows the x and y components of $\delta\vec{R}$ as functions of φ . A least-squares fit of this function provides the four unknown misalignment parameters $\delta\vec{r}$ and $\delta\vec{\theta}$. It is remarkable that a fit function with so few parameters accurately models the experimental results. For the data shown, the fit provided $\delta\vec{r} = (49 \pm 2, 7 \pm 2) \mu\text{m}$ and $\delta\vec{\theta} = (12.7 \pm 0.4, 0.2 \pm 0.4) \mu\text{rad}$.

We have performed corrections according to these parameters and repeated our procedure (Fig. 7). The stability of the

centroid shows excellent alignment, and a subsequent fit procedure provides the parameters $\delta\vec{r} = (-1 \pm 2, 2 \pm 2) \mu\text{m}$ and $\delta\vec{\theta} = (0.2 \pm 0.4, -0.6 \pm 0.4) \mu\text{rad}$.

In our method to obtain the misalignment parameters, we rely on the knowledge of the beam parameters—i.e., Rayleigh range z_R and longitudinal position of the detector relative to the waist z . In some situations, the reversed task might be of interest. If

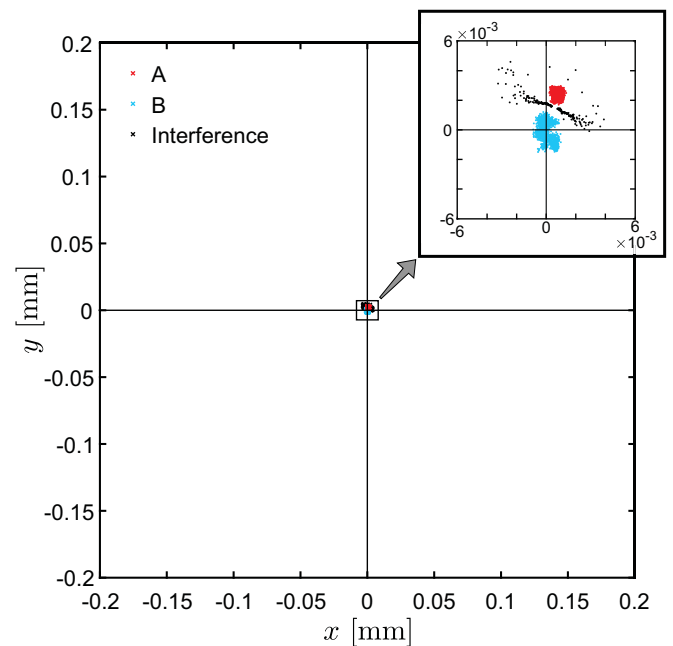


Fig. 7. Trajectories of beam centroids after one alignment step. It can be clearly seen how the size of the ellipse and the distance between the centroids of the single beams A (red) and B (blue) are significantly reduced in comparison with Fig. 6A.

we control the misalignment parameters, we can also use our algorithm with the fit to obtain the beam parameters.

In fact, the general idea of alignment using weak values was already used in alignment of the interferometer demonstrating the past of a particle in nested interferometers (50), and, since then, it was significantly developed and improved (51, 52) until it reached the efficiency presented in the present work when a single scan led to a very good alignment.

Trace and Presence

A generic property of weak measurements is the possibility to perform several weak measurements on the same system. Thus, we can interpret our experiment as multiple weak measurements of the projection operator which all yield the same result, the weak value of the projection on the arm of the interferometer. However, it also implies a broader meaning with respect to the discussion of the local presence of quantum particles.

A classical particle can either be in a particular location or not. The presence of a quantum particle in a certain location, however, is a subtle issue, and its analysis strongly depends on the adopted interpretation of quantum mechanics. To avoid controversial interpretational issues, we do not discuss ontological aspects of the concept of the presence of a particle and instead argue within the operational approach.

When the wavefunction of a quantum particle is well localized in a particular location, the trace is specified in a unique way by the local interaction in that location in analogy to the trace of a classical particle when it is present (Eq. 1). Given that there are only local interactions in nature, there is no trace when the wavefunction vanishes. Similarly, there is no trace in a classical channel when the particle is absent.

Scenarios when the wavefunction does not vanish, but is also not fully localized at this location, are no longer understandable from a classical perspective. The universal relation between the trace in these scenarios and the trace of a fully localized particle which we found in our work can be considered as a basis of an operational concept of presence of a particle. It goes beyond defining the particle as present when it leaves a trace and not present when it does not (53).

According to our operational approach, the “presence” of a preselected and postselected particle in the arm A of an interferometer is defined according to the way it affected the external systems to which it was coupled and is quantified by the complex number $(P_A)_w$. This definition yields presence 1 when the forward-evolving wavefunction of the particle is solely inside the arm A independently of postselection, but presence 1 can happen also when neither the preselected nor the postselected states are eigenstates of the local projection on arm A . The presence 0 or “absence” of the particle is ensured when the forward-evolving wavefunction of the particle vanishes in arm A , but it is not a necessary condition. The postselected particle might have been absent in arm A (no effect on local external systems can be observed), even when the forward-evolving wavefunction did not vanish there.

Our concept provides a quantification and characterization of presence by describing the modification of effects of the par-

ticle’s interactions with external systems. It can be increased, decreased, or changed in a particular, well-defined way, and this change is the same for all local interactions—it is universal.

Conclusions

We have analyzed theoretically and experimentally the modifications of the effect of weak interactions on preselected and postselected particles. We have shown that there is a universal description of the modification of these couplings for all weak interactions given by a single complex number, the weak value of the projection on the corresponding location.

Our approach is based on expressing the effect on external systems in terms of the orthogonal components which appear due to the interactions. This allows us to formalize the meaning of the weak value without reference to a specific form of coupling. The weak value not only modifies a shift of expectation values as usual, but also the relative amplitudes of the orthogonal components of all external quantum systems interacting with the particle.

The experiment shows for three different couplings that each of the effects is modified in exactly the same way. This is shown for not just a few cases of preselected and postselected particles, but for a continuum of parameters with a large range of weak values of projection.

The approach derives the general expression [12] which allows us to apply the concept of weak values for several couplings which are not necessarily weak. These findings enable one to understand seemingly complicated dependencies seen in experiments—for example, ref. 37—and can facilitate multiparameter precision measurements in the future.

We define an operational paradigm for the presence of a preselected and postselected particle according to the trace it leaves. It is more intricate than the dichotomic concept of the presence of a classical particle, which can only be present or not. This complexity is surprising in light of the fact that in all scenarios, the external systems are in a superposition or a mixture of the undisturbed state with a single particular orthogonal component.

Our demonstration of the universality of the modification of the interactions led us to an alignment method. Its effectiveness relies on the unexpected robustness of the modification of Gaussian pointers, where the weak value expressions remain precise, even for strong couplings. In our method, a single phase scan suffices to recover all misalignment parameters from the analysis of the position of the centroid of a single output beam, clearly reducing the effort in an often-tedious task, while at the same time potentially harnessing the benefits of weak value amplification.

ACKNOWLEDGMENTS. This work has been supported in part by Israel Science Foundation Grant 1311/14; German-Israeli Foundation for Scientific Research and Development Grant I-1275-303.14; DFG Beethoven 2 Project WE2541/7-1; and the German Excellence Initiative Nanosystems Initiative Munich. J.D. was supported by the international Max-Planck-Research School for Quantum Science and Technology. L.K. was supported by the international Ph.D. program ExQM from the Elite Network of Bavaria. J.M. was supported by a Ludwig-Maximilians-Universität research fellowship.

- Knill E, Laflamme R, Milburn GJ (2001) A scheme for efficient quantum computation with linear optics. *Nature* 409:46–52.
- Zukowski M, Zeilinger A, Horne MA, Ekert AK (1993) “Event-ready-detectors” Bell experiment via entanglement swapping. *Phys Rev Lett* 71:4287–4290.
- Zeilinger A, Horne MA, Weinfurter H, Zukowski M (1997) Three-particle entanglements from two entangled pairs. *Phys Rev Lett* 78:3031–3034.
- Aharonov Y, Vaidman L (2008) The two-state vector formalism: An updated review. *Time in Quantum Mechanics*, Lecture Notes in Physics Vol 734, eds Muga JG, Sala Mayato R, Egusquiza IL (Springer, Berlin), 2nd Ed, Vol 1, pp 399–447.
- Vaidman L, et al. (2017) Weak value beyond conditional expectation value of the pointer readings. *Phys Rev A* 96:032114.
- Aharonov Y, Albert DZ, Vaidman L (1988) How the result of a measurement of a component of the spin of a spin-1/2 particle can turn out to be 100. *Phys Rev Lett* 60:1351–1354.
- Hosten O, Kwiat P (2008) Observation of the spin hall effect of light via weak measurements. *Science* 319:787–790.
- Dixon PB, Starling DJ, Jordan AN, Howell JC (2009) Ultrasensitive beam deflection measurement via interferometric weak value amplification. *Phys Rev Lett* 102:173601.
- Zilberberg O, Romito A, Gefen Y (2011) Charge sensing amplification via weak values measurement. *Phys Rev Lett* 106:080405.
- Wu S, Zukowski M (2012) Feasible optical weak measurements of complementary observables via a single Hamiltonian. *Phys Rev Lett* 108:080403.
- Hofmann HF (2012) How weak values emerge in joint measurements on cloned quantum systems. *Phys Rev Lett* 109:020408.

12. Xu X-Y, et al. (2013) Phase estimation with weak measurement using a white light source. *Phys Rev Lett* 111:033604.
13. Dressel J, Malik M, Miatto FM, Jordan AN, Boyd RW (2014) *Colloquium*: Understanding quantum weak values: Basics and applications. *Rev Mod Phys* 86:307–316.
14. Jordan AN, Martínez-Rincón J, Howell JC (2014) Technical advantages for weak-value amplification: When less is more. *Phys Rev X* 4:011031.
15. Ferrie C, Combes J (2014) Weak value amplification is suboptimal for estimation and detection. *Phys Rev Lett* 112:040406.
16. Knee GC, Gauger EM (2014) When amplification with weak values fails to suppress technical noise. *Phys Rev X* 4:011032.
17. Magaña Loaiza OS, Mirhosseini M, Rodenburg B, Boyd RW (2014) Amplification of angular rotations using weak measurements. *Phys Rev Lett* 112:200401.
18. Pusey MF (2014) Anomalous weak values are proofs of contextuality. *Phys Rev Lett* 113:200401.
19. Zhang L, Datta A, Walmsley IA (2015) Precision metrology using weak measurements. *Phys Rev Lett* 114:210801.
20. Piacentini F, et al. (2018) Investigating the effects of the interaction intensity in a weak measurement. *Sci Rep* 8:6959.
21. Martínez-Rincón J, Chen Z, Howell JC (2017) Practical advantages of almost-balanced-weak-value metrological techniques. *Phys Rev A* 95:063804.
22. Li F, Huang J, Zeng G (2017) Adaptive weak-value amplification with adjustable postselection. *Phys Rev A* 96:032112.
23. Araújo MP, De Leo S, Maia GG (2017) Optimizing weak measurements to detect angular deviations. *Annalen der Physik* 529:1600357.
24. Qiu X, et al. (2017) Precision phase estimation based on weak-value amplification. *Appl Phys Lett* 110:071105.
25. Liu X, et al. (2017) Optimal pre- and post-selections of weak measurements for precision parameter estimation. *J Appl Phys* 121:203106.
26. Chen G, et al. (2018) Heisenberg-scaling measurement of the single-photon Kerr nonlinearity using mixed states. *Nat Commun* 9:93.
27. Kim Y, et al. (2018) Direct quantum process tomography via measuring sequential weak values of incompatible observables. *Nat Commun* 9:192.
28. Zhou X, Sheng L, Ling X (2018) Photonic spin hall effect enabled refractive index sensor using weak measurements. *Sci Rep* 8:1221.
29. Li L, et al. (2018) Phase amplification in optical interferometry with weak measurement. *Phys Rev A* 97:033851.
30. Qin L, Wang Z, Zhang C, Li X-Q (2018) Direct measurement of the quantum state of photons in a cavity. *Opt Express* 26:7034–7042.
31. Ren C, Qiu J, Chen J, Shi H (2018) Ultra-precise time tuning and central frequency shift of optical pulses via small weak values. *Opt Commun* 425:19–23.
32. Huang J-Z, Fang C, Zeng G (2018) Weak-value-amplification metrology without spectral analysis. *Phys Rev A* 97:063853.
33. Fang C, Huang J-Z, Zeng G (2018) Robust interferometry against imperfections based on weak value amplification. *Phys Rev A* 97:063818.
34. Li H, et al. (2018) High-precision temperature measurement based on weak measurement using nematic liquid crystals. *Appl Phys Lett* 112:231901.
35. Wu S, Li Y (2011) Weak measurements beyond the Aharonov-Albert-Vaidman formalism. *Phys Rev A* 83:052106.
36. Di Lorenzo A (2012) Full counting statistics of weak-value measurement. *Phys Rev A* 85:032106.
37. Kofman AG, Ashhab S, Nori F (2012) Nonperturbative theory of weak pre- and post-selected measurements. *Phys Rep* 520:43–133.
38. Zhang Y-X, Wu S, Chen Z-B (2016) Coupling-deformed pointer observables and weak values. *Phys Rev A* 93:032128.
39. Denkmayr T, et al. (2017) Experimental demonstration of direct path state characterization by strongly measuring weak values in a matter-wave interferometer. *Phys Rev Lett* 118:010402.
40. Vaidman L (2017) Comment on “Experimental demonstration of direct path state characterization by strongly measuring weak values in a matter-wave interferometer”. arXiv:1703.01616.
41. Aharonov Y, Vaidman L (1990) Properties of a quantum system during the time interval between two measurements. *Phys Rev A* 41:11–20.
42. Wiseman HM (2002) Weak values, quantum trajectories, and the cavity-QED experiment on wave-particle correlation. *Phys Rev A* 65:032111.
43. Silva R, et al. (2014) Pre- and postselected quantum states: Density matrices, tomography, and Kraus operators. *Phys Rev A* 89:012121.
44. Dressel J, Jordan AN (2012) Weak values are universal in Von Neumann measurements. *Phys Rev Lett* 109:230402.
45. Simon C, Polzik ES (2011) Fock-state view of weak-value measurements and implementation with photons and atomic ensembles. *Phys Rev A* 83:040101.
46. Feizpour A, Xing X, Steinberg AM (2011) Amplifying single-photon nonlinearity using weak measurements. *Phys Rev Lett* 107:133603.
47. Fu L, Hashmi FA, Jun-Xiang Z, Shi-Yao Z (2015) An ideal experiment to determine the “past of a particle” in the nested Mach-Zehnder interferometer. *Chin Phys Lett* 32:050303.
48. Ben-Israel A, et al. (2017) An improved experiment to determine the ‘past of a particle’ in the nested Mach-Zehnder interferometer. *Chin Phys Lett* 34:020301.
49. Hallaji M, Feizpour A, Dmochowski G, Sinclair J, Steinberg AM (2017) Weak-value amplification of the nonlinear effect of a single photon. *Nat Phys* 13:540–544.
50. Danan A, Farfurnik D, Bar-Ad S, Vaidman L (2013) Asking photons where they have been. *Phys Rev Lett* 111:240402.
51. Farfurnik D (2013) Weak value analysis of an optical Mach-Zehnder interferometer. Master’s thesis (School of Physics and Astronomy, Tel Aviv University, Tel Aviv).
52. Benshalom N (2017) Quantum weak values in classical interferometry. Master’s thesis (School of Physics and Astronomy, Tel Aviv University, Tel Aviv).
53. Vaidman L (2013) Past of a quantum particle. *Phys Rev A* 87:052104.