



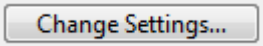
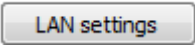
Off-Campus Access to Full-Text



Most of the library's electronic resources - databases, journals, books and reprints are only accessible to Tel-Aviv University community and are not accessible to the general public. To access these resources off campus please configure the proxy settings in your computer.

This is a one-time step that will serve you throughout your studies.

Configuring Proxy Settings for Safari

- Look for the "Settings" sign  on the side of the address bar and click on it.
- Uncheck Block Pop-Up Windows
- Click on Preferences
- Switch to the Advanced tab 
- Click on Change Settings  next to Proxies.
- In the INTERNET PROPERTIES window, Click on  under Connections tab.
- Check "Use automatic configuration script"
- In the ADDRESS line type: `http://www.tau.ac.il/remote.pac`
- Click OK
- Switch to the PRIVACY tab, and make sure that "TURN ON POP-UP BLOCKER" is **not** selected.
- Click on OK
- Restart the browser and go to the library homepage.

After configuring PROXY settings in your computer, whenever you connect to the library's resources, an identification screen will automatically appear. Log-in with your university Username and Password.

For any technical assistance contact the Computer Technical Support Team: 03-6407977.