

The island rule: made to be broken?

Shai Meiri^{1,*}, Natalie Cooper^{2,3} and Andy Purvis²

¹*NERC Centre for Population Biology, and* ²*Division of Biology, Imperial College London, Silwood Park Campus, Ascot, Berkshire SL5 7PY, UK*

³*Institute of Zoology, Zoological Society of London Regents Park, London NW1 4RY, UK*

The island rule is a hypothesis whereby small mammals evolve larger size on islands while large insular mammals dwarf. The rule is believed to emanate from small mammals growing larger to control more resources and enhance metabolic efficiency, while large mammals evolve smaller size to reduce resource requirements and increase reproductive output. We show that there is no evidence for the existence of the island rule when phylogenetic comparative methods are applied to a large, high-quality dataset. Rather, there are just a few clade-specific patterns: carnivores; heteromyid rodents; and artiodactyls typically evolve smaller size on islands whereas murid rodents usually grow larger. The island rule is probably an artefact of comparing distantly related groups showing clade-specific responses to insularity. Instead of a rule, size evolution on islands is likely to be governed by the biotic and abiotic characteristics of different islands, the biology of the species in question and contingency.

Keywords: body size evolution; dwarfism; gigantism; island rule; mammals; phylogenetic comparative methods

1. INTRODUCTION

The quaternary fauna of the island of Flores has drawn much recent attention. Flores is today home to one of the world's largest murid rodents (*Papagomys armandvillei*) and the world's largest lizard (*Varanus komodoensis*). During the Middle Pleistocene (900 000 years ago), Flores also harboured a dwarf relative of modern elephants (*Stegodon sondaari*) and a giant tortoise (van den Bergh *et al.* 2001; Rolland & Crockford 2005). Public imagination, however, was mostly captivated by the finding of what is argued to be a dwarf species of human (*Homo floresiensis*, Brown *et al.* 2004), living on Flores a mere 18 000 years ago.

While some aspects of the anatomy of *H. floresiensis* are hotly debated (e.g. Jacob *et al.* 2006), its diminutive size is taken as a natural outcome of its insularity (Diamond 2004; Bromham & Cardillo 2007). This is because size decrease is a well-known feature of diverse groups of island mammals such as elephants (Roth 1992) and artiodactyls (Lister 1996). The presence of giant rats and lizards on Flores is also perceived as a natural attribute of island faunas, because many rodent and lizard species seem to increase in size on islands (Adler & Levins 1994; Meiri 2007).

Differences in the body size of closely related island and mainland populations of mammals were first quantified by Foster (1964), who showed that rodents often evolve large size on islands whereas carnivores and artiodactyls usually grow smaller there. Even though Foster (1964) did not find compelling evidence for size increase in shrews, his results were interpreted as a trend of size increase in small mammals on islands and size decrease in large mammals, and named 'the island rule' by Van Valen (1973). Lomolino (1985) quantified this rule by plotting the body size ratio

(SR) of the island populations relative to that of their mainland conspecifics against body mass of the latter. He showed a significant decrease in SR as body masses increased: species smaller than approximately 700 g tended to increase in size on islands, while larger species became smaller (Lomolino 1985; Meiri *et al.* 2004).

Recently, there has been much interest in the island rule, with similar patterns to those described for mammals as a whole being described in some taxa (birds, Clegg & Owens 2002; snakes, Boback & Guyer 2003; bats, Lomolino 2005; primates, Bromham & Cardillo 2007) but not in others (rodents, Lawlor 1982; carnivores, Meiri *et al.* 2004; mammals, Meiri *et al.* 2006; ungulates, Raia & Meiri 2006; lizards, Meiri 2007). The datasets used in most of the studies that have examined the island rule to date have been criticized for using either poor size indices, very large islands, or mainland populations that are only distantly related to the insular ones (Lawlor 1982; Lomolino 2005; Lomolino *et al.* 2005; Meiri *et al.* 2006). Furthermore, the effects of factors such as island area and isolation, competition, predation levels and the trophic level of the focal species on body size evolution of island species have all been debated recently (Dayan & Simberloff 1998; Michaux *et al.* 2002; Meiri *et al.* 2005a; Lomolino 2005; Meiri 2007; White & Searle 2007).

The effects of phylogeny, however, have never been explicitly examined. Lomolino *et al.* (2005) postulated that phylogeny would have an important effect on size evolution, with different 'types' of animals each having particular optimal sizes. They predicted that a similar pattern—a negative correlation between SRs and body size—would prevail within all clades or ecological groupings, although the slopes and intercepts would differ.

Comparative tests of such hypotheses need to consider phylogeny if they are to be statistically valid or powerful (Gittleman & Luh 1992). If closely related species tend to have similar SRs and similar body sizes, they are likely to

* Author for correspondence (s.meiri@imperial.ac.uk).

Electronic supplementary material is available at <http://dx.doi.org/10.1098/rspb.2007.1056> or via <http://www.journals.royalsoc.ac.uk>.

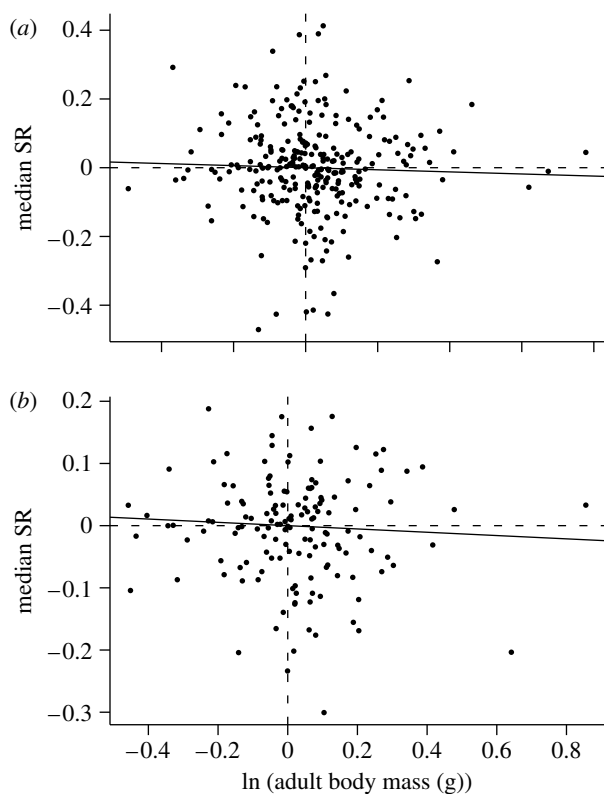


Figure 1. Regressions through the origin of independent contrasts showing the relationship between median SR and adult body mass (g). (a) All species (slope = -0.03 , $t_{209} = -0.68$, $R^2 < 0.01$, $p = 0.50$) and (b) well-sampled species only (slope = -0.03 , $t_{112} = -0.76$, $R^2 = 0.01$, $p = 0.45$).

be pseudoreplicates in tests of whether SR depends on body size. Thus, an apparently significant relationship could arise simply because, say, rodents (rather than all small mammals) get larger on islands whereas artiodactyls (not all large mammals) get smaller. Alternatively, the predicted negative relationship may hold within each family or order, but different intercepts (Lomolino 2005) might obscure the within-clade patterns when all data are pooled (Gittleman & Luh 1992; figure 1). Despite these issues, none of the studies of the island rule to date have explicitly considered phylogeny.

We therefore assembled a new dataset of body sizes of insular mammals and their mainland counterparts designed to minimize the possible sources of error that may have affected earlier attempts (see above). We use this dataset to evaluate the rule as laid out by Foster (1964), Van Valen (1973) and Lomolino (1985) asking the following questions: (i) are there mammalian clades that consistently tend towards either insular gigantism or insular dwarfism, (ii) is the island rule valid for mammals, (iii) is there a similar pattern when phylogeny is taken into account, and (iv) do island area, island isolation, species trophic level or predation influence the mode of size evolution on islands.

2. MATERIAL AND METHODS

(a) Data

We used published records of mammalian sizes on islands and their nearest mainlands including all the sources used in earlier tests of the island rule, recent comparative studies and new sources (appendix 1 in the electronic supplementary material). From these we extracted data on body sizes of island populations and their near-mainland relatives according to

strict morphological, phylogenetic and geographical criteria. Some of the datasets used to demonstrate the existence or absence of the island rule were criticized for using inadequate size indices (Lomolino 2005; Meiri *et al.* 2006), distantly related island–mainland pairs (Lawlor 1982), exceedingly large islands (Lomolino 2005) and phylogenetically non-independent data (Lawlor 1982). We therefore used only data that are, in these respects, relatively problem free by adopting the following measures: to best control for possible differences in measurement techniques, seasonal and year-by-year variation, reproductive condition and comparisons of field and museum measurements, we only compared populations if island and mainland body sizes were reported in the same study. Because populations on even nearby islands can have drastically different body sizes (e.g. Jessop *et al.* 2006), we only used populations that we were certain were derived from a single island. We used only those studies that reported body size of mainland populations geographically closest to the island in question (Lawlor 1982). Some insular populations have their nearest sister taxon on a mainland area which is a considerable distance away (e.g. Hafner *et al.* 2001). The paucity of good intraspecific phylogenetic data, however, precludes us from identifying the closest relatives for most insular populations and we therefore use geographical distance to approximate phylogenetic affinity.

Island populations were compared to mainland conspecifics (using the taxonomy of Wilson & Reeder 1993) unless the insular species was endemic, and phylogenetic data showed that it was derived from, or sister species of, the mainland species. Very large islands are ‘mainland like’ in terms of the number of predators and competitors a species is likely to encounter (Lomolino 2005). Meiri *et al.* (2006) found that similar patterns of size evolution are obtained when the area of the largest islands included are less than 50 000 km², and we therefore restrict our analysis to such islands (The largest island in our database is Axel Heiberg, 43 178 km², and the smallest island omitted is Svalbard, 62 700 km²).

When more than one size index was reported for a population pair, we preferred indices based on mass, then body lengths, then cranial, then dental lengths (Lomolino 2005). We did not use bat wing length because wing lengths of island bats have been shown to vary in relation to wind speed and foraging strategies (Iliopoulou-Georgudaki 1986; Jacobs 1996). We used data only from adults (‘young adults’ and juveniles were omitted). We used data only from sexed specimens when the sex of some or all specimens was reported, and used data for unsexed specimens in non-dimorphic species only where no data on sexed specimens were available. When similar size indices and sex data existed, we chose data based on insular then mainland sample size (treating unreported sample sizes as zero).

We assembled a dataset consisting of 1184 island–mainland population pairs, representing 276 species in 45 families and 15 orders (appendix 2 in the electronic supplementary material). Of these 276 species, 147 had sufficiently large sample sizes that both mainland and island sizes were based on at least six individuals. We refer to these as well-sampled species.

(b) Variables

For each island–mainland comparison, we calculated the ratio of island to mainland body size (SR). Where data existed for both sexes, we averaged SRs of males and females. In species-level analyses, we used the median SR of each species, because the median may be less influenced by anomalous measurements than the mean if the number of populations is small.

In order to compare ratios based on mass to those based on linear measurements, we cubed linear ratios (Lomolino 1985). If the value of SR calculated was dependent on the trait used, then different indices will be incomparable. We tested that by regressing body mass median SR against body length median SR³, and against cranial length median SR³, and body length median SR³ against cranial length median SR³ for all the species in our dataset that had data allowing median SR to be calculated on all traits. All of these regressions had intercepts not significantly different from zero and slopes not significantly different from one (appendix 3 in the electronic supplementary material), suggesting that there was no effect of the trait used on the value of SR so using different traits as body size indices should not affect the results.

Species (rather than population)-specific body masses (g), for use as an explanatory variable (only, not for calculating SRs), were mainly taken from the PanTheria Traits database (K. E. Jones *et al.* 2007, unpublished data). Trophic level (carnivores, omnivores or herbivores) was taken from PanTheria and from Nowak (1999; appendix 4 in the electronic supplementary material). For the other variables (island area, island isolation and number of carnivore species), we used the value associated with the population with the median SR. Island area, island isolation and number of carnivore data were obtained from the literature (mostly from Meiri *et al.* 2005b), the United Nations Environment Programme website (<http://islands.unep.ch>) and maps (e.g. NIMA 1997; appendix 5 in the electronic supplementary material).

All numeric variables were log transformed prior to analyses except median SR which was normally distributed. We used R v. 2.1.1 in all analyses (R Development Core Team 2006).

Many species median SR values were based on just a few island and mainland individuals. If these individuals were uncharacteristic of the species they could bias the results. Therefore, for all the analyses, we first used all the species in the dataset, then repeated the analysis omitting species for which SR values were based on fewer than six specimens from the island and/or mainland population (although if similar mainland areas were compared with more than one island, these may actually represent fewer specimens). These sampling differences could reflect island area if only a few specimens were sampled on small islands. There was, however, no significant relationship between number of specimens and island area ($t_{108} = -0.22$, slope = -0.01 , $R^2 < 0.01$, $p = 0.83$), so using well-sampled species should not bias our results towards larger islands.

(c) Non-phylogenetic analyses

To examine whether different mammalian clades generally evolve larger or smaller body sizes on islands, we tested whether species within orders and families (where these contained at least five species) had median SR values significantly different from unity.

A pattern consistent with the island rule may emerge if animals below a certain size threshold grow larger, and/or animals above this threshold grow smaller, even if there are no such patterns for small or large mammals when considered separately. We therefore examined whether median SRs were significantly different for species above and below body mass thresholds of 100 g, 500 g, 1 kg, 5 kg and 10 kg, using *t*-tests with the Welch approximation of degrees of freedom. These body mass thresholds correspond roughly to where changes from gigantism to dwarfism were expected to occur under

different models of size evolution (e.g. Heaney 1978; Brown *et al.* 1993; Damuth 1993; reviewed in Meiri *et al.* (2005b)).

(d) Phylogenetic analyses

Previous analyses of the relationship between median SR and species body size never explicitly considered the phylogenetic non-independence of species. We therefore calculated Pagel's (1999) λ statistic for each variable to determine whether each showed significant phylogenetic structure using the R package GEIGER (Harmon *et al.* in press). We used likelihood ratio tests to test whether values of λ were significantly greater than zero. If traits are independent of phylogeny, λ is zero; however, if λ is significantly greater than zero it indicates that the species values are not independent data points and also indicates the need to consider phylogeny in the analyses. We repeated each analysis described below non-phylogenetically, so that our results could be compared to those of previous studies and to the phylogenetically corrected results.

We performed these phylogenetic analyses using independent contrasts generated using PENDEK v. 1.03 (A. Purvis, C. D. L. Orme & R. Grenyer 2006, unpublished), the R package APE (Paradis *et al.* 2005) and a mammal supertree (Bininda-Emonds *et al.* 2007) to which we added *Callosciurus erythraeus* (as a sister species to *Callosciurus finlaysoni*, Herron *et al.* 2004), and *Mystacina robusta* (as a sister species to *Mystacina tuberculata*). Independent contrasts were calculated after optimizing branch-length power transformations to minimize the correlation between absolute scaled contrasts and their standard deviations (Garland *et al.* 1992; Cardillo *et al.* 2005). We performed regressions through the origin of independent contrasts to investigate the relationship between median SR and body mass using all species, then repeated the analyses for each order that was represented by five or more species. We repeated the analyses within trophic levels. Previous works often used population—rather than species-level analyses; thus we also performed a non-phylogenetic population-level analysis to test whether SR was negatively correlated with body mass.

We investigated the effects of any highly influential points (those with a studentized residual exceeding ± 3 , Jones & Purvis 1997), by deleting them and repeating our analyses. Where the deletion made a qualitative difference, we report the results both before and after deletion.

(e) Other predictors of size evolution

To examine the influence of island area, island isolation, species trophic level and the number of carnivore species on the island (as a surrogate for predation pressure) on body size evolution, we repeated regressions of median SR against body mass including each in turn as predictors. The presence/absence of carnivores may be more important than carnivore species richness in determining species responses (Meiri *et al.* 2005a). We therefore repeated the analysis using presence/absence of carnivores using brunch contrasts (Purvis & Rambaut 1995) generated in 'CAIC in R' (Orme in preparation). Body size evolution is sometimes thought to interact with island area to produce different patterns for small, medium-sized and large mammals (Heaney 1978). We consequently included an interaction between body mass and island area. We also added an interaction term between carnivore number and body mass since small mammals may respond differently to the presence of carnivores than large ones. Finally, we fitted a model where all the above terms (except presence/absence of carnivores) were used as

Table 1. Clade-specific tendencies towards gigantism or dwarfism. (Results of *t*-tests performed on orders and families of mammals (where the order or family was represented by five or more species) to test whether median SR is significantly different from one. **p*<0.05, ***p*<0.01, ****p*<0.001. Mean SR±95% CIs are given for each order or family.)

all species	family	all species			species with greater than five mainland and island specimens		
		<i>N</i>	mean SR	<i>t</i>	<i>n</i>	mean SR	<i>t</i>
all	all	276	1.00±0.03	-0.04	147	1.02±0.03	1.21
Artiodactyla	all	12	0.88±0.10	-2.59*	6	0.90±0.14	-1.88
	Cervidae	7	0.84±0.17	-2.26	—	—	—
Carnivora	all	57	0.94±0.04	-2.82**	35	0.98±0.04	-1.21
	Canidae	8	0.96±0.16	-0.62	6	0.99±0.20	-0.16
	Herpestidae	5	0.85±0.11	-3.63*	—	—	—
	Mustelidae	24	1.00±0.06	0.06	15	1.01±0.05	0.35
	Viverridae	10	0.84±0.08	-4.55**	5	0.87±0.15	-2.28
Chiroptera	all	32	0.99±0.05	-0.57	17	0.96±0.07	-1.29
	Pteropodidae	9	1.04±0.12	0.72	8	0.99±0.06	-0.33
	Rhinolophidae	8	0.97±0.08	-1.01	—	—	—
	Vespertilionidae	11	0.97±0.11	-0.61	5	0.93±0.26	-0.78
Diprotodontia	all	5	1.07±0.31	0.66	—	—	—
Insectivora	all	26	1.00±0.09	-0.09	15	1.03±0.08	0.73
	Soricidae	19	1.00±0.10	<-0.01	14	1.04±0.08	0.98
Lagomorpha	all (Leporidae)	10	1.03±0.14	0.54	—	—	—
Primates	all	30	0.92±0.09	-1.72	—	—	—
	Cercopithecidae	16	0.88±0.15	-1.68	—	—	—
Rodentia	all	86	1.08±0.07	2.26*	56	1.07±0.06	2.18*
	Heteromyidae	7	0.74±0.28	-2.31	5	0.83±0.10	-4.46*
	Muridae	54	1.07±0.09	3.98***	35	1.14±0.07	3.98***
	Sciuridae	19	0.99±0.11	-0.20	14	1.00±0.15	-0.01
Scandentia	all (Tupaiaidae)	9	0.94±0.08	-1.85	6	0.97±0.07	-1.04

Table 2. Mass-specific tendencies towards gigantism or dwarfism. (Results of Welch two sample *t*-tests testing for differences in median SR above and below various body mass thresholds. SR, size ratio. **p*<0.05, ***p*<0.01, ****p*<0.001.)

body mass threshold	all species			species with greater than five mainland and island specimens		
	d.f.	mean median SR above/below threshold	<i>t</i>	d.f.	mean median SR above/below threshold	<i>t</i>
100 g	188	0.96/1.05	-2.84**	137	1.00/1.04	-1.35
500 g	267	0.95/1.04	-3.55***	141	0.99/1.04	-1.60
1 kg	266	0.94/1.04	-3.76***	105	0.98/1.03	-1.78
5 kg	89.5	0.94/1.01	-2.14*	23.7	0.97/1.02	-1.50
10 kg	38.0	0.91/1.01	-3.11**	16.0	0.94/1.02	-2.33*

explanatory variables. The analyses above were carried out both phylogenetically and non-phylogenetically, so the results could be compared to those from previous work. We adjusted *p*-values for multiple tests using the Benjamini & Yekutieli method of controlling for false discovery rates (Benjamini & Yekutieli 2001).

3. RESULTS

(a) Clade tendency towards gigantism or dwarfism

Overall, there is no tendency for island populations to be larger or smaller than mainland ones in either the whole dataset (paired *t*-test: $t_{274} = -0.04$, $p = 0.97$) or just the well-sampled species ($t_{145} = 1.21$, $p = 0.23$). However, some taxa did show significant trends (table 1). Artiodactyls and carnivores (in particular, herpestids and viverrids) tend to become smaller on islands, whereas insular rodents

(especially murids) tend to be larger than their mainland counterparts. Only the size increase in murids remains significant when only well-sampled species (see above) were used, and heteromyid rodents tend towards size decrease, suggesting that data quality may be an issue.

There is some support for the hypothesis that median SR differs either side of a threshold body size (table 2), although only the difference above and below 10 kg body mass remained significant when only well-sampled species were analysed.

(b) SRs as a function of body size

SR values were not independent of phylogeny (all species, $n = 276$, $\lambda = 0.316$; well-sampled species, $n = 147$, $\lambda = 0.256$; appendix 6 in the electronic supplementary material) indicating the probable need for phylogenetic comparative methods to avoid pseudoreplication when

Table 3. The island rule: regressions of SRs against body mass. (Results from regressions of median SR against body mass (g) for subgroups of the dataset. Phylogenetic analyses consisted of regressions through the origin of independent contrasts, using all species in each subgroup. (a) All comparisons. (b) Analyses use only those species in each subgroup represented by greater than five specimens from both the island and the mainland populations. * $p < 0.05$, ** $p < 0.01$, *** $p < 0.001$.)

subgroup	phylogenetic				non-phylogenetic			
	d.f.	<i>t</i>	slope	R^2	d.f.	<i>t</i>	slope	R^2
<i>(a)</i>								
all species	209	-0.68	-0.03	<0.01	274	-2.98**	-0.02	0.03
Artiodactyla ^a	10/9	-2.70*/-0.49	-0.10/-0.01	0.42/0.03	10	-1.66	-0.05	0.22
Carnivora	49	-1.48	-0.01	0.04	55	1.14	0.02	0.02
Chiroptera	23	-0.144	-0.01	<0.01	30	0.77	0.02	0.02
Diprotodontia	3	0.46	0.03	0.06	3	0.77	0.04	0.17
Insectivora	18	0.04	0.01	<0.01	24	-1.05	-0.03	0.04
Lagomorpha ^a	8/7	-0.88/-3.62**	-0.19/-0.56	0.09/0.65	8	-1.73	-0.18	0.27
Primates	26	0.47	0.26	0.01	28	-0.72	-0.02	0.02
Rodentia	47	-1.25	-0.76	0.03	84	-1.09	-0.02	0.01
Scandentia	1	-0.02	<-0.01	<0.01	7	-0.62	-0.05	0.05
Carnivores	47	0.87	0.02	0.02	61	1.75	0.01	0.05
Omnivores	109	-1.24	-0.21	0.01	147	-4.67***	-0.04	0.03
Herbivores	55	-1.30	-0.29	0.03	62	-1.34	-0.02	0.03
<i>(b)</i>								
all species	112	-0.76	-0.03	0.01	145	-1.74	-0.01	0.02
Artiodactyla	4	-2.38	-2.11	0.59	4	-1.91	-0.05	0.48
Carnivora	30	1.42	0.06	0.06	33	0.81	0.01	0.02
Chiroptera	14	-0.02	<-0.01	<0.01	15	-0.33	-0.01	<0.01
Insectivora	9	-0.23	-0.06	0.01	13	-1.46	-0.07	0.14
Lagomorpha	—	—	—	—	1	-0.48	-0.06	0.19
Rodentia	33	-1.55	-0.71	0.07	54	-0.87	-0.02	0.01
Scandentia	—	—	—	—	4	-1.45	-0.10	0.34
Carnivores	28	0.86	0.02	0.03	32	1.59	0.01	0.07
Omnivores	64	-0.04	-0.01	<0.01	85	-2.59*	-0.02	0.07
Herbivores	21	-1.01	-0.23	0.05	24	-2.59	-0.01	0.03

^a Results are displayed both before and after a deletion of one highly influential datum (result before deletion/result after deletion).

Table 4. Predictors of SRs. (Results from multiple regressions of median SR against body mass (g) plus a range of additional predictors. Phylogenetic analyses consisted of regressions through the origin of independent contrasts. (a) Analyses use all species. (b) Analyses use only those species in each subgroup represented by greater than five specimens from both the island and the mainland populations.)

additional predictor	phylogenetic				non-phylogenetic			
	d.f.	<i>t</i>	slope	R^2	d.f.	<i>t</i>	slope	R^2
<i>(a)</i>								
area	102	-0.85	-0.01	0.01	119	-1.70	-0.02	0.04
area-body mass interaction	102	-0.50	<-0.01	<0.01	118	0.52	<0.01	0.04
isolation	102	-1.56	-0.03	0.02	119	-1.35	-0.03	0.03
trophic level	168	-0.15	-0.01	<0.01	193	-0.12	-0.02	0.03
number of carnivores	96	-1.00	-0.03	0.01	110	-1.43	-0.05	0.04
number of carnivores-body mass interaction	96	-1.17	-0.01	0.02	109	-0.51	-0.01	0.04
<i>(b)</i>								
area	23	-0.61	<-0.01	0.09	28	-1.40	-0.03	0.07
area-body mass interaction	23	-0.03	<-0.01	<0.07	27	0.73	0.01	0.09
isolation	23	-0.43	-0.04	0.08	28	-1.01	-0.04	0.04
trophic level	92	-0.71	-0.04	0.01	103	-0.91	-0.02	0.02
number of carnivores	19	-0.59	-0.06	0.06	22	-0.99	-0.08	0.06
number of carnivores-body mass interaction	19	-0.73	-0.13	0.07	21	-0.24	-0.01	0.06

testing putative correlates. All of the correlates, except isolation, had values of λ which were significantly greater than zero at least when only the well-sampled species were considered (appendix 6 in the electronic supplementary material), again indicating the need to consider phylogeny.

We found that the response of SR to body size is essentially linear (see appendix 7 in the electronic supplementary material). Phylogenetic comparative analysis shows no relationship between median SR and body mass (figure 1) in either the whole dataset or the well-sampled species, and the relationship is significant within only one of the nine mammalian orders (Lagomorpha, $n =$ seven contrasts; table 3a. This remained significant after correcting for multiple tests, $p = 0.024$), and in none of six orders that contained enough well-sampled species to be analysed (table 3b).

Non-phylogenetic analysis of all populations shows a significant but weak negative relationship ($t_{1170} = -7.89$, slope = -0.02 , $R^2 = 0.05$, $p < 0.01$); a similar analysis of all species is also significant and weak ($t_{274} = -2.98$, slope = -0.02 , $R^2 = 0.03$, $p < 0.01$; figure 2a). Well-sampled species show no significant relationship ($t_{145} = -1.74$, slope = -0.01 , $R^2 = 0.02$, $p = 0.08$; figure 2b). None of the orders shows a significant relationship, though omnivores (but neither carnivores nor herbivores) do (table 3; this remained significant after correcting for multiple tests: all species: $p < 0.001$; well-sampled species: $p = 0.021$).

(c) Other predictors of size evolution

Island area, island isolation, trophic level, carnivore numbers and the island area–body mass interaction failed to predict SR in the full dataset using phylogenetic or non-phylogenetic analyses (table 4). SRs do not differ between islands where carnivores are present and those where carnivores are absent (all species: $F_{2,53} = 1.52$, $R^2 = 0.05$, $p = 0.23$; well-sampled species only: $F_{2,6} = 0.20$, $R^2 = 0.06$, $p = 0.83$).

4. DISCUSSION

Phylogenetic comparative analyses provide no support for the predictions of the island rule either for all mammals or within clades. When species are instead viewed as independent points, small mammals have a weak, but significant, tendency to grow large on islands, whereas large mammals evolve smaller size on islands ($R^2 = 0.03$). However, that the pattern is significant may be influenced by the large sample size, the probable non-independence of many of the data points, and the statistical tendency for a negative correlation between ratios and their denominators (Smith 1999; Brett 2004). Some clades show a tendency for gigantism (murid rodents) or dwarfism (artiodactyls, heteromyids and some carnivores), in line with the findings of Foster (1964), suggesting that the small versus large dichotomy in previous work (e.g. Van Valen 1973) may be an artefact of contrasting groups showing clade-specific (rather than size-specific) responses to insularity.

We did not find convincing evidence that larger size leads to insular size reduction within mammals in general (using independent contrasts) or within clades. Neither do we find that, as a rule, large mammals dwarf on islands nor that small mammals grow large (e.g. shrews, squirrels and

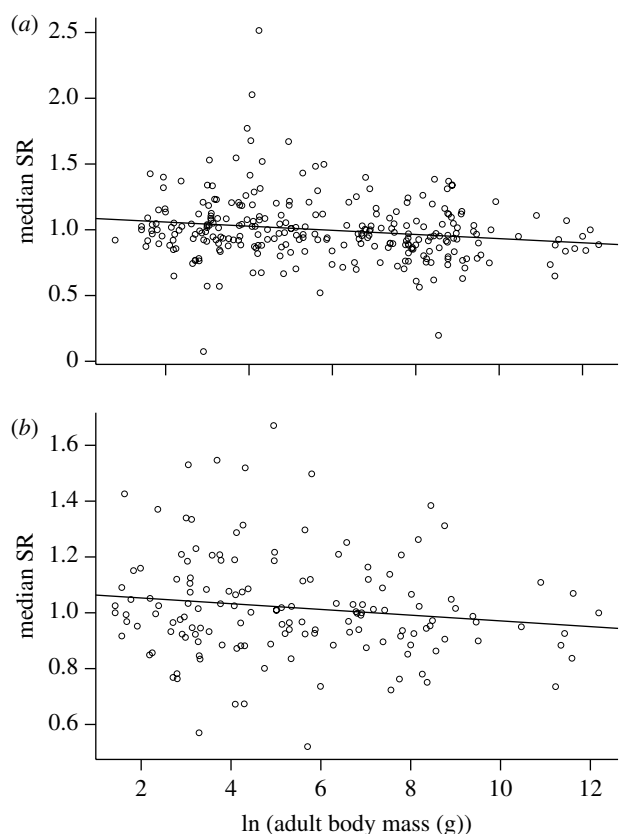


Figure 2. Slope of a non-phylogenetic regression of median SR against adult body mass (g). (a) All species (slope = -0.02 , $t_{274} = -2.98$, $R^2 = 0.03$, $p = 0.003$) and (b) well-sampled species only (slope = -0.01 , $t_{145} = -1.74$, $R^2 = 0.02$, $p = 0.08$).

bats do not show a tendency towards gigantism). We find very little evidence to suggest that the pattern we obtain (non-phylogenetically) across the dataset as a whole is mirrored within clades (Lomolino 2005). This suggests that results showing a graded trend from insular gigantism to insular dwarfism (Van Valen 1973; Lomolino 1985; Lomolino 2005) may have stemmed from pseudoreplication, with many small rodents (mostly mice) showing gigantism and many large artiodactyls (mostly deer) showing dwarfism. Dwarfism does not seem a general attribute of all clades containing large species or only of such clades: while the fossil record indicates elephants usually dwarf on islands our results suggest heteromyid rodents also tend towards insular dwarfism (see also Lawlor 1982). There is little in our data to suggest that the island rule is a general pattern shared by all mammalian clades (Lomolino *et al.* 2005).

Size evolution on islands is often thought to be tightly related to characteristics of the islands and their mammalian faunas, such as island area, isolation and the presence or absence of carnivores (Heaney 1978; Michaux *et al.* 2002). We found little evidence that these factors have a consistent influence on body size evolution. Admittedly, it is difficult to gauge what index best reflects isolation (e.g. distance to the nearest mainland, the nearest larger island, the nearest more species-rich island). Similarly, the effects of carnivores on different mammalian species are likely to be complex: predation pressure is probably more related to predator abundance and identity than to their richness. With the commonly used indices for these variables, we find no indication that they have a consistent effect on size

evolution. In fact, although we use different subsets of our database, we find few significant factors affecting insular size evolution regardless of the analytical method employed. Thus, insularity does not result in simple patterns of size evolution that manifest themselves along single axes such as body size. Detailed studies of more coherent clades that explicitly model the biotic composition of different islands and the biology of the focal species (e.g. Lawlor 1982; Angerbjörn 1985; Smith 1992; Raia & Meiri 2006) may shed more light on the mechanisms that affect size evolution than a general macroecological study of all mammals.

Some striking cases of evolution on islands captivate the mind of the general public and scientists alike. Body size evolution is often one of the most striking consequences of insularity with 100 kg elephants, 36 kg red deer (Lister 1996) and perhaps even smaller humans (Brown *et al.* 2004) inhabiting some islands at different stages of the Pleistocene. Consider as well the existence on islands of 600 kg elephant birds (Murray & Vickers-Rich 2004) and 200 kg rodents (Biknevicius *et al.* 1993) and insular size evolution seem truly extraordinary. Restricting ourselves to within-species comparisons, we did not analyse these most extreme cases and it may be that comparing more distantly related taxa would reveal stronger patterns. Perhaps size evolution only expresses itself fully over longer time periods than those separating the population pairs we used here. On the other hand, some of the popular images of island dwarves and giants cohabiting may obscure the true picture: *H. floresiensis*, if it existed, probably shared Flores with a large, not dwarfed *Stegodon* (Rolland & Crockford 2005), and not all insular elephants were, or indeed are, small. While the most extreme examples are highly compelling, they do not show the enormous variation characterizing the pathways of insular size evolution and do not amount to a general rule.

We suspect that size evolution on islands is highly contingent on history, community composition and the biology of the colonizing species, and that only a close scrutiny of these factors will enable us to detect generalities (Case 1978; Lawlor 1982; Raia & Meiri 2006). We found that some clades show a tendency for insular gigantism, others for insular dwarfism. Contrasting those with clades that show no such tendencies may help unravel the biological attributes that govern size evolution (Lawlor 1982). The broad-brush approach we used here revealed very little of these intricacies. Therefore, we were able to explain very little of the considerable variation in the ways mammals respond to the selective forces that drive size evolution. A more useful approach (Simberloff 2006) may involve quantifying the strength of ecological interactions that are thought to select for different sizes, taking into account the unique autecological conditions encountered by different populations. As a rule, the biotic and abiotic environment a population finds itself in will shape how its body size evolves.

We thank Tamar Dayan and Daniel Simberloff for their stimulating discussion. We are indebted to Liz Butcher and Barbara Sanger from the Michael Way Library for their invaluable help in obtaining some of the old and neglected literature sources used in this work. We thank John Bielby, Sonya Clegg, Richard Grenyer, Joaquin Hortal, Owen Jones, Ian Owens, Peter Hayward, Ally Phillimore, Pasquale Raia and two anonymous referees for their important comments

on an earlier version of the manuscript. This work was funded by NERC.

REFERENCES

- Adler, G. H. & Levins, R. 1994 The island syndrome in rodent populations. *Q. Rev. Biol.* **69**, 473–490. (doi:10.1086/418744)
- Angerbjörn, A. 1985 The evolution of body size in mammals on islands: some comments. *Am. Nat.* **125**, 304–309. (doi:10.1086/284342)
- Benjamini, Y. & Yekutieli, D. 2001 The control of the false discovery rate in multiple testing under dependency. *Ann. Stat.* **29**, 1165–1188. (doi:10.1214/aos/1013699998)
- Biknevicius, A. R., McFarlane, D. A. & McPhee, R. D. E. 1993 Body size in *Amblyrhiza inundata* (Rodentia: Caviomorpha), an extinct megafaunal rodent from the Anguilla Bank, West Indies: estimates and implications. *Am. Mus. Novit.* **3079**, 1–25.
- Bininda-Emonds, O. R. P. *et al.* 2007 The delayed rise of present-day mammals. *Nature* **446**, 507–512. (doi:10.1038/nature05634)
- Boback, S. M. & Guyer, C. 2003 Empirical evidence for an optimal body size in snakes. *Evolution* **57**, 345–351.
- Brett, M. T. 2004 When is a correlation between non-independent variables “spurious”? *Oikos* **105**, 647–656. (doi:10.1111/j.0030-1299.2004.12777.x)
- Bromham, L. & Cardillo, M. 2007 Primates follow the ‘island rule’: implications for interpreting *Homo floresiensis*. *Biol. Lett.* **3**, 398–400. (doi:10.1098/rsbl.2007.0113)
- Brown, J. H., Marquet, P. A. & Taper, M. L. 1993 Evolution of body size: consequences of an energetic definition of fitness. *Am. Nat.* **142**, 573–584. (doi:10.1086/285558)
- Brown, P., Sutikna, T., Morwood, M. J., Soejono, R. P., Jatmiko, Saptomo, W. E. & Due, R. A. 2004 A new small-bodied hominin from the Late Pleistocene of Flores, Indonesia. *Nature* **431**, 1055–1061.
- Cardillo, M., Mace, G. M., Jones, K. E., Bielby, J., Bininda-Emonds, O. R. P., Sechrest, W., Orme, C. D. L. & Purvis, A. 2005 Multiple causes of high extinction risk in large mammal species. *Science* **309**, 1239–1241. (doi:10.1126/science.1116030)
- Case, T. J. 1978 A general explanation for insular body size trends in terrestrial vertebrates. *Ecology* **59**, 1–18. (doi:10.2307/1936628)
- Clegg, S. M. & Owens, I. P. F. 2002 The ‘island rule’ in birds: medium body size and its ecological explanation. *Proc. R. Soc. B* **269**, 1359–1365. (doi:10.1098/rspb.2002.2024)
- Damuth, J. 1993 Cope’s rule, the island rule, and the scaling of mammalian population density. *Nature* **365**, 748–750. (doi:10.1038/365748a0)
- Dayan, T. & Simberloff, D. 1998 Size patterns among competitors: ecological character displacement and character release in mammals, with special reference to island populations. *Mamm. Rev.* **28**, 99–124. (doi:10.1046/j.1365-2907.1998.00029.x)
- Diamond, J. M. 2004 The astonishing micropygmy. *Science* **306**, 2047–2048. (doi:10.1126/science.1107565)
- Foster, J. B. 1964 Evolution of mammals on islands. *Nature* **202**, 234–235. (doi:10.1038/202234a0)
- Garland, T., Harvey, P. H. & Ives, A. R. 1992 Procedures for the analysis of comparative data using phylogenetically independent contrasts. *Syst. Biol.* **41**, 18–32. (doi:10.2307/2992503)
- Gittleman, J. L. & Luh, H.-K. 1992 On comparing comparative methods. *Annu. Rev. Ecol. Syst.* **23**, 383–404. (doi:10.1146/annurev.es.23.110192.002123)
- Hafner, D., Riddle, B. & Alvarez-Castañeda, S. 2001 Evolutionary relationships of white-footed mice (*Peromyscus*) on islands

- in the Sea of Cortéz, Mexico. *J. Mammal* **82**, 775–790. (doi:10.1644/1545-1542(2001)082<0775:EROWFM>2.0.CO;2)
- Harmon, L. J., Weir, J. T., Brock, C., Glor, R. E. & Challenger, W. In press. GEIGER: investigating evolutionary radiations. *Bioinformatics*.
- Heaney, L. R. 1978 Island area and body size of insular mammals: evidence from the tri-colored squirrel (*Callosciurus prevosti*) of Southeast Asia. *Evolution* **32**, 29–44. (doi:10.2307/2407408)
- Herron, M. D., Castoe, T. A. & Parkinson, C. L. 2004 Sciurid phylogeny and the paraphyly of Holarctic ground squirrels (*Spermophilus*). *Mol. Phyl. Evol.* **31**, 1015–1030. (doi:10.1016/j.ympev.2003.09.015)
- Iliopoulou-Georgoudaki, J. 1986 The relationship between climatic factors and forearm length of bats: evidence from the chiroptero fauna of Lesbos Island (Greece—East Aegean). *Mammalia* **50**, 475–482.
- Jacob, T., Indriati, E., Soejono, R. P., Hsu, K., Frayer, D. W., Eckhardt, R. B., Kuperavage, A. J., Thorne, A. & Henneberg, M. 2006 Pygmoid Australomelanesian *Homo sapiens* skeletal remains from Liang Bua, Flores: Population affinities and pathological abnormalities. *Proc. Natl Acad. Sci. USA* **103**, 13 421–13 426. (doi:10.1073/pnas.0605563103)
- Jacobs, D. S. 1996 Morphological divergence in an insular bat, *Lasiurus cinereus semotus*. *Funct. Ecol.* **10**, 622–630. (doi:10.2307/2390172)
- Jessop, T. S., Madsen, T., Sumner, J., Rudiharto, H., Phillips, J. A. & Ciofi, C. 2006 Maximum body size among insular Komodo dragon populations covaries with large prey density. *Oikos* **112**, 422–429. (doi:10.1111/j.0030-1299.2006.14371.x)
- Jones, K. E. & Purvis, A. 1997 An optimum body size for mammals? Comparative evidence from bats. *Funct. Ecol.* **11**, 751–756. (doi:10.1046/j.1365-2435.1997.00149.x)
- Lawlor, T. E. 1982 The evolution of body size in mammals: evidence from insular populations in Mexico. *Am. Nat.* **119**, 54–72. (doi:10.1086/283890)
- Lister, A. M. 1996 Dwarfing in island elephants and deer: processes in relation to time and isolation. *Symp. Zool. Soc. Lond.* **69**, 277–292.
- Lomolino, M. V. 1985 Body size of mammals on islands: the island rule reexamined. *Am. Nat.* **125**, 310–316. (doi:10.1086/284343)
- Lomolino, M. V. 2005 Body size evolution in insular vertebrates: generality of the island rule. *J. Biogeogr.* **32**, 1683–1699. (doi:10.1111/j.1365-2699.2005.01314.x)
- Lomolino, M. V., Riddle, B. R. & Brown, J. H. 2005 *Biogeography*, 3rd edn. Sunderland, MA: Sinauer Associates.
- Meiri, S. 2007 Size evolution in island lizards. *Glob. Ecol. Biogeogr.* **16**, 702–708. (doi:10.1111/j.1466-8238.2007.00327.x)
- Meiri, S., Dayan, T. & Simberloff, D. 2004 Body size of insular carnivores: little support for the island rule. *Am. Nat.* **163**, 469–479. (doi:10.1086/382229)
- Meiri, S., Dayan, T. & Simberloff, D. 2005a Area, isolation, and size evolution in insular carnivores. *Ecol. Lett.* **8**, 1211–1217. (doi:10.1111/j.1461-0248.2005.00825.x)
- Meiri, S., Simberloff, D. & Dayan, T. 2005b Insular carnivore biogeography: island area and mammalian optimal body size. *Am. Nat.* **165**, 505–514. (doi:10.1086/428297)
- Meiri, S., Dayan, T. & Simberloff, D. 2006 The generality of the island rule reexamined. *J. Biogeogr.* **33**, 1571–1577. (doi:10.1111/j.1365-2699.2006.01523.x)
- Michaux, J. R., De Belloco, J. G., Sara, M. & Morand, S. 2002 Body size in insular rodent populations: a role for predators? *Glob. Ecol. Biogeogr.* **11**, 427–436. (doi:10.1046/j.1466-822x.2002.00301.x)
- Murray, P. F. & Vickers-Rich, P. 2004 *Magnificent mihirungs. The colossal flightless birds of the Australian dreamtime*. Bloomington, MN: Indiana University Press.
- NIMA 1997 *National Imagery and Mapping Agency (NIMA), Vector Map Level 0 (VMAPO)*, 4th edn. Washington, DC: NIMA.
- Nowak, R. M. 1999 *Walker's "Mammals of the world"*, 6th edn. Baltimore, MD: Johns Hopkins University Press.
- Orme, C. D. L. In preparation. CAIC: a comparative analysis by independent contrasts package for R.
- Pagel, M. 1999 Inferring the historical patterns of biological evolution. *Nature* **401**, 877–884. (doi:10.1038/44766)
- Paradis, E., Strimmer, K., Claude, J., Opgen-Rhein, R., Dutheil, J., Noel, Y. & Bolker, B. 2005 *APE: analyses of phylogenetics and evolution*, R package v. 1.6.
- Purvis, A. & Rambaut, A. 1995 Comparative analysis by independent contrasts (CAIC): an Apple Macintosh application for analysing comparative data. *Comp. App. Biosci.* **11**, 247–251.
- R Development Core Team 2006 *R: a language and environment for statistical computing*. Vienna, Austria: R Foundation for Statistical Computing.
- Raia, P. & Meiri, S. 2006 The island rule in large mammals. Paleontology meets ecology. *Evolution* **60**, 1731–1742.
- Rolland, N. & Crockford, S. 2005 Late Pleistocene dwarf *Stegodon* from Flores, Indonesia? *Antiquity* **79** (<http://antiquity.ac.uk/ProjGall/rolland/index.html>).
- Roth, V. L. 1992 Inferences from allometry and fossils: dwarfing of elephants on islands. *Oxf. Surv. Evol. Biol.* **8**, 259–288.
- Simberloff, D. 2006 Rejoinder to Simberloff (2006): don't calculate effect sizes; study ecological effects. *Ecol. Lett.* **9**, 921–922. (doi:10.1111/j.1461-0248.2006.00952.x)
- Smith, F. A. 1992 Evolution of body size among woodrats from Baja California, Mexico. *Funct. Ecol.* **6**, 265–273. (doi:10.2307/2389516)
- Smith, R. J. 1999 Statistics of sexual size dimorphism. *J. Hum. Evol.* **36**, 423–459. (doi:10.1006/jhev.1998.0281)
- van den Bergh, G. D., de Vos, J. & Sondaar, P. Y. 2001 The Late Quaternary palaeogeography of mammal evolution in the Indonesian Archipelago. *Palaeogeogr. Palaeoclimatol. Palaeoecol.* **171**, 385–408. (doi:10.1016/S0031-0182(01)00255-3)
- Van Valen, L. M. 1973 Pattern and the balance of nature. *Evol. Theor.* **1**, 31–49.
- White, T. A. & Searle, J. B. 2007 Factors explaining increased body size in common shrews (*Sorex araneus*) on Scottish islands. *J. Biogeogr.* **34**, 356–363. (doi:10.1111/j.1365-2699.2006.01599.x)
- Wilson, D. E. & Reeder, D. M. (eds) 1993 *Mammal species of the world*, 2nd edn. Washington DC: Smithsonian Institution Press.

Appendix 1 - Sources of data for island and mainland body sizes.

- Abe, H. 1996. Habitat factors affecting the geographic size variation of Japanese moles. *Mammal Study* 21: 71–87.
- Albrecht, G. H., Jenkins, P. D., and Godfrey, L. R. 1990 Ecogeographic size variation among the living and subfossil prosimians of Madagascar. *American Journal of Primatology* 22: 1-50.
- Allard, M. W. and Greenbaum, I. F. 1988. Morphological variation and taxonomy of chromosomally differentiated *Peromyscus* from the Pacific Northwest. *Canadian Journal of Zoology* 66: 2734–2739.
- Allen, J. A. 1902. A preliminary study of the South American opossums of the genus *Didelphis*. *Bulletin of the American Museum of Natural History* 16: 249-279.
- Allen, J. A. 1903. Mammals collected in Alaska and northern British Columbia by the Andrew J. Stone expedition of 1902. *Bulletin of the American Museum of Natural History* 19: 521-567.
- Allen, J. A. 1909. The white bear of southwestern British Columbia. *Bulletin of the American Museum of Natural History* 26: 233-238.
- Allen, J. A. 1915a. Notes on American deer of the genus *Mazama*. *Bulletin of the American Museum of Natural History* 34: 521-553.
- Allen, J. A. 1915b. Review of the South American *Sciuridae*. *Bulletin of the American Museum of Natural History* 34: 147-309.
- Allen, G. M. 1938. *The Mammals of China and Mongolia*. American Museum of Natural History, New York.
- Allen, J. A. and Chapman, F. M. 1898. On a collection of mammals from the island of Trinidad, with descriptions of new species. *Bulletin of the American Museum of Natural History* 5: 203-234.

- Anderson, R. P. and Handley, C. O. 2002. Dwarfism in insular sloths: Biogeography, selection and evolutionary rate. *Evolution* 56: 1045-1058.
- Angelici, F. M., Capizzi, D., Amori, G. and Luiselli, L. 2003. Morphometric variation in the skulls of the crested porcupine *Hystrix cristata* from mainland Italy, Sicily, and northern Africa. *Mammalian Biology* 68: 165-173.
- Angerbjörn, A. 1986. Gigantism in island populations of wood mice (*Apodemus*) in Europe. *Oikos* 47: 47-56.
- Bailey, V. O. 1900. Revision of American voles of the genus *Microtus*. *North American Fauna* 17: 1-88.
- Barbour, T. and Allen, G. M. 1922. The white-tailed deer of eastern United States. *Journal of Mammalogy* 3: 65-78.
- Bee, J. W. and Hall, E. R. 1956. Mammals of Northern Alaska. University of Kansas Museum of Natural History Miscellaneous publications 8: 1-400.
- Benson, S. B. 1930. Two new pocket mice, Genus *Perognathus*, from the Californias. *University of California Publications in Zoology* 32: 449-454.
- Berry, R. J. 1964. The evolution of an island population of the house mouse. *Evolution* 18: 468-483.
- Berry, R. J. 1969. History in the evolution of *Apodemus sylvaticus* (Mammalia) at one end of its range. *Journal of Zoology*, 159: 311-328.
- Berry, R. J., Jakobson, M. E. and Peters, J. 1978. The house mice of the Faroe islands: a study in microdifferentiation. *Journal of Zoology*, 185: 73-92.
- Bowditch, A. J. 1965. Terrestrial mammals of Martha's Vineyard, Mass., with special reference to *Peromyscus*. *Smith College Press, Mass.*

- Brisbin, I. L. and Lenarz, M. S. 1984. Morphological comparisons of insular and mainland populations of southeastern white-tailed deer. *Journal of Mammalogy* 65: 44-50.
- Bromham, L. and Cardillo, M. 2007. Primates follow the 'island rule': implications for interpreting *Homo floresiensis*. *Biology Letters* published online
- Chamberlain, J. L. 1954. The Block Island meadow mouse, *Microtus provectus*. *Journal of Mammalogy*, 35: 587-589.
- Chasen, F. N. and Kloss, B. C. 1931. On a collection of mammals from the lowlands and islands of north Borneo. *Bulletin of the Raffles Museum* 6: 1-82.
- Contoli, L. and Amori, G. 1986. First record of a live *Crocidura* (Mammalia, Insectivora) from Pantelleria island, Italy. *Acta Theriologica* 31: 343-347.
- Copley, P., Read, V., Robinson, A. and Watts, C. 1990. Preliminary studies of the Nuyts Archipelago bandicoot (*Isodon obesulus nauticus*) on the Franklin Islands, South Australia. pages 345-356 in J. Seebeck, P. Brown, R. Wallis, and C. Kemper. editors. *Bandicoots and Bilbies*. Surrey Beatty & Sons, Chipping Norton NSW .
- Corbet, G. B. 1986. Temporal and spatial variation of dental pattern in the voles, *Microtus arvalis*, of the Orkney Islands. *Journal of Zoology* 208: 395-402.
- Cowan, I. M. 1941. Insularity in the genus *Sorex* on the north coast of British Columbia. *Proceedings of the Biological Society of Washington*, 54: 95-108.
- Cowan, I. M. and Guiget, C. J. 1956. The mammals of British Columbia. *The British Columbia Provincial Museum Handbook* 11, Victoria.
- Delany, M. J. and Healey, M. J. R. 1966. Variation in the white-toothed shrew (*Crocidura*) in the British Isles. *Proceedings of the Royal Society of London* 164: 63-74.

- Delany, M. J. and Healey, M. J. R. 1967. variation in the long-tailed field mouse (*Apodemus sylvaticus* (L.)) in the Channel Islands. *Proceedings of the Royal Society of London* 166: 408-421.
- Endo, H., Hayashi, Y., Yamazaki, K., Motokawa, M., Pei, J.-C. K., Lin, L.-K., Chou, C.-H. and Oshida, T. 2002. Geographical variation of mandible size and shape in the wild pig (*Sus scrofa*) from Taiwan and Japan. *Zoological Studies* 41: 452-460.
- Endo, H., Kimura, J., Oshida, T., Stafford, B. J., Rerkamnuaychoke, W., Nishida, T., Sasaki, M., Hayashida, A. and Hayashi, Y. 2004a. Geographical variation of skull size and shape in various populations in the black giant squirrel. *Journal of Veterinary Medical Science* 66: 1213-1218.
- Endo, H., Fukuta, K., Kimura, J., Sasaki, M. and Stafford, B. J. 2004b. Geographical variation of the skull of the lesser mouse deer. *Journal of Veterinary Medical Science* 66: 1229-1235.
- Fang, Y. P. and Lee, L. L. 2002. Re-evaluation of the Taiwanese white-toothed shrew, *Crocidura tadea* Tokuda and Kano, 1936 (Insectivora : Soricidae) from Taiwan and two offshore islands. *Journal of Zoology*, 257: 145-154.
- Ferguson, S. H. and McLoughlin, P. D. 2000. Effect of energy availability, seasonality, and geographic range on brown bear life history. *Ecography* 23: 193-200.
- Fooden, J. and Albrecht, G. H. 1993. Latitudinal and insular Variation in Crab-eating Macaques (Primates, Cercopithecidae: *Macaca fascicularis*). *American Journal of Physical Anthropology* 92: 521-538.
- Foster, J. B. 1963. The evolution of the native land mammals of the Queen Charlotte Islands and the problem of insularity. PhD Dissertation, University of British Columbia, Vancouver.

- Foster, J. B. 1965. The evolution of the mammals of the Queen Charlotte Islands, British Columbia. Occasional papers of the British Columbia Museum 14: 1-130.
- Ganem, G., Granjon, L., Ba, K. and Duplantier, J. -M. 1995. Body size variability and water balance: A comparison between mainland and island populations of *Mastomys huberti* (Rodentia: Muridae) in Senegal. *Experientia* 51: 402-410.
- Geissmann, T. 1993. Evolution of communication in gibbons (Hylobatidae). Ph.D. thesis, Anthropological Institute, Philosoph. Faculty II, Zürich University. 374 pp.
- Goldman, E. A. 1939. A new mule deer from Sonora. *Journal of Mammalogy* 20: 496-497.
- Goldman, E. A. 1950. Raccoons of North and Middle America. *North American Fauna* 60: 1-153.
- Goldman, E. A. and Kellogg, R. 1940. Ten new white-tailed deer from North and Middle America. *Proceedings of the Biological Society of Washington*, 53: 81-90.
- Goltsman, M., Kruchenkova, E. P., Sergeev, S., Volodin, I. and Macdonald, D. W. 2005. 'Island syndrome' in a population of Arctic foxes (*Alopex lagopus*) from Mednyi Island. *Journal of Zoology* 267: 405-418.
- Granjon, L. and Cheylan, G. 1990. Biometric differentiation of black rat (*Rattus rattus*) populations in the West Mediterranean islands. *Mammalia* 54: 213-232.
- Grinnell, J. 1913. The species of the mammalian genus *Sorex* of West-Central California. *University of California Publications in Zoology* 10: 179-195.
- Grinnell, J., Dixon, J. S. and Linsdale, J. M. 1937. The fur bearing mammals of California. University of California Press, Berkeley.
- Groves, C. P. 1980. Notes on the systematics of *Babyrousa* (Artiodactyla, Suidae). *Zoologische Mededelingen*, 55: 29-46.

- Hall, R. E. and Cockrum, E. L. 1952. Comments on the Taxonomy and Geographic Distribution of North American Microtines. University of Kansas Museum of Natural History Miscellaneous Publications, 5: 293-312.
- Hall, R. E. 1928. A new race of black bears from Vancouver Island, British Columbia, with remarks on other Northwest Coast forms of *Euarctos*. University of California Publications in Zoology 30: 231-242.
- Hall, R. E. 1938. Variation among insular mammals of Georgia Strait, British Columbia. American Naturalist 72: 453-463.
- Hall, R. E. 1951. American Weasels. University of Kansas Publications Museum of Natural History 4: 1-466.
- Heaney, L. R. 1978. Island area and body size of insular mammals: Evidence from the tri-colored squirrel (*Callosciurus prevosti*) of Southeast Asia. Evolution 32: 29-44.
- Hill, J. E. 1960. The Robinson collection of Malaysian mammals. Bulletin of the Raffles Museum 29: 6-112.
- Howell, A. H. 1918. Revision of the American flying squirrels. North American Fauna 44: 1-64.
- Iliopoulou-Georgudaki, J. 1986. The relationship between climatic factors and forearm length of bats: evidence from the chiropteroфаuna of Lesbos island (Greece - East Aegean). Mammalia 50: 475-482.
- Jacobs, D. S. 1996. Morphological divergence in an insular bat, *Lasiurus cinereus semotus*. Functional Ecology 10: 622-630.
- Jewell, P. A. 1966. Breeding season and recruitment in some British mammals confined to small islands. Symposium of the Zoological Society of London 15: 89-116.

- Jimenez, J. E. and McMahon, E. 2004. Darwin's fox (*Pseudalopex fulvipes*). In Canids: foxes, wolves, jackals and dogs. Status survey and conservation action plan. Sillero-Zubiri, C., Hoffmann, M. & Macdonald, D. W. (Eds). Gland, Switzerland: IUCN/SSC Canid Specialist Group.
- Jones, J. K. and Johnson, D. H. 1960. Review of the insectivores of Korea. Publications of the Museum of Natural History, University of Kansas 9: 549-578.
- Jones, J. K. and Johnson, D. H. 1965. Synopsis of the lagomorphs and rodents of Korea. Publications of the Museum of Natural History, University of Kansas, 16: 357-407.
- Kitchener, D. J., Hisheh, S., Schmitt, L. H. and Maryanto, I. 1993a. Morphological and genetic-variation in *Aethalops alecto* (Chiroptera, Pteropodidae) from Java, Bali And Lombok Is, Indonesia. *Mammalia* 57: 255-272.
- Kitchener, D. J., Schmitt, L. H., Hisheh, S., How, R. A., Cooper, N. K. and Maharadatunkamsi, D. 1993. Morphological and genetic variation in the Bearded Tomb Bats (*Taphozous*: Emballonuridae) of Nusa Tenggara, Indonesia. *Mammalia* 57: 63-83.
- Kitchener, D. J., Schmitt, L. H. and Maharadatunkamsi. 1994. Morphological variation in *Suncus murinus* (Soricidae: Crocidurinae) from Java, Lesser Sunda islands, Maluku and Sulawesi, Indonesia. *Mammalia* 58: 433-451.
- Kloss, C. B. 1919. On mammals collected in Siam. The Journal of the Natural History Society of Siam, 3: 333-407.
- Koopman, K. F. 1979. Zoogeography of mammals from islands off the northeastern coast of New Guinea. *American Museum novitates* 2690: 1-17.
- Krzanowski, A. 1967. The magnitude of islands and the size of bats (Chiroptera). *Acta Zoologica Cracoviensia* 12: 281-346.

- Krystufek, B. and Tvrtkovic, N. 1990. Variability and identity of the jackals (*Canis aureus*) of Dalmatia. *Ann. Naturhist. Mus. Wien.*, 91, B: 7-25.
- Lawlor, T. E. 1982. The evolution of body size in mammals: evidence from insular populations in Mexico. *American Naturalist* 119: 54-72.
- Libois, R., Fons, R. and Bordenave, D. 1993. Mediterranean small mammals and insular syndrome: Biometrical study of the long-tailed field mouse (*Apodemus sylvaticus*) (Rodentia-Muridae) of Corsica. *Bonner Zoologische Beiträge*, 44: 147-163.
- Lopez-Martin, J. M., Ruiz-Olmo, J. and Padro, I. 2006. Comparison of skull measurements and sexual dimorphism between the Minorcan pine marten (*Martes martes minoricensis*) and the Iberian pine marten (*M. m. martes*): A case of insularity. *Mammalian Biology* 71: 13-24.
- Lyon, M. W. 1906. Mammals of Banka, Mendanau, and Billiton Islands, between Sumatra and Borneo. *Proceedings of the United States National Museum*, 31: 575–612.
- Lyon, M. W. 1908. Mammals collected in Eastern Sumatra by W.L. Abbott during 1903, 1906, and 1907, with descriptions of new species and subspecies. *Proceedings of the United States National Museum* 34: 619–679.
- Lyon, M. W. 1911. Mammals collected by Dr. W.L. Abbott on Borneo and some of the small adjacent islands. *Proceedings of the United States National Museum*, 40: 53-146.
- Lyon, M. W. 1913. Tree shrews: an account of the mammalian family Tupaiidae. *Proceedings of the U. S. National Museum* 45: 1–188.

- Lyon, M. W. 1916. Mammals collected by Dr. W.L. Abbott on the chain of islands lying off the western coast of Sumatra, with descriptions of twenty-eight new species and subspecies. *Proceedings of the United States National Museum*, 52: 437–462.
- Magnanou, E., Fons, R., Blondel, J. and Morand, S. 2005. Energy expenditure in Crocidurinae shrews (Insectivora): Is metabolism a key component of the insular syndrome? *Comparative Biochemistry and Physiology A* 142: 276–285.
- Maharadatunkamsi, Hisheh, S., Kitchener, D. J. and Schmitt, L. H. 2003. Relationships between morphology, genetics and geography in the cave fruit bat *Eonycteris spelaea* (Dobson, 1871) from Indonesia. *Biological Journal of the Linnean Society* 79: 511-522.
- Malmquist, M. G. 1985. Character displacement and biogeography of the pygmy shrew in northern Europe. *Ecology* 66: 372–377.
- Marinelli, L. and Millar, J. S. 1989. The ecology of beach-dwelling *Peromyscus maniculatus* on the Pacific Coast. *Canadian Journal of Zoology* 67: 412-417.
- Medway. 1966. Observations on the fauna of Pulau Tioman and Pulau Tulai. 2. The mammals. *National Museum of Singapore Bulletin* 34: 9-32.
- Meijaard, E. and Groves, C. P. 2004. A taxonomic revision of the *Tragulus* mouse-deer (Artiodactyla). *Zoological Journal of the Linnean Society* 140: 63-102.
- Meiri, S., Dayan, T. and Simberloff, D. 2006. The generality of the island rule reexamined. *Journal of Biogeography* 33: 1571–1577.
- Meiri, unpublished data
- Melton, R. H. 1982. Body size and island *Peromyscus*: A pattern and a hypothesis. *Evolutionary Theory* 6: 113-126.

- Merriam, C. H. 1895a. Revision of the shrews of the American Genera *Blarina* and *Notiosorex*. *North American Fauna* 10: 5-34.
- Merriam, C. H. 1895b. Synopsis of the American shrews of the genus *Sorex*. *North American Fauna*, 10: 57–98.
- Merriam, C. H. 1901. Six new mammals from Cozumel Island, Yucatan. *Proceedings of the Biological Society of Washington* 14: 99-104.
- Merriam, C. H. 1907. Descriptions of ten new kangaroo rats. *Proceedings of the Biological Society of Washington* 20: 75-79.
- Miller, G. S. 1901. Mammals collected by Dr. W.L. Abbott on the Natuna Islands. *Proceedings of the Washington Academy of Sciences*, 3: 111–138.
- Miller, G. S. 1902. Mammals collected by Dr. W.L. Abbott in the region of the Indragiri River, Sumatra. *Proceedings of the Academy of Natural Sciences of Philadelphia* 54: 143–159.
- Miller, G. S. 1903a. Mammals collected by Dr. W.L. Abbott on the coast and islands of northwest Sumatra. *Proceedings of the United States National Museum* 26: 437–484.
- Miller, G. S. 1903b. Seventy new Malayan mammals. *Smithsonian Miscellaneous Collections* 45: 1–73.
- Miller, G. S. 1912. Catalogue of the mammals of Western Europe (Europe exclusive of Russia) in the collection of the British Museum. British Museum, London.
- Millien, V. 2004. Relative effects of climate change, isolation and competition on body-size evolution in the Japanese field mouse, *Apodemus argenteus*. *Journal of Biogeography* 31: 1267-1276.
- Millien, V. and Damuth, J. 2004. Climate change and size evolution in an island rodent species: new perspectives on the island rule. *Evolution* 58: 1353-1360.

- Mills, H. R., Moro, D. and Spencer, P. B. S. 2004. Conservation significance of island versus mainland populations: a case study of dibblers (*Parantechinus apicalis*) in Western Australia. *Animal Conservation*, 7: 387-395.
- Motokawa, M. 2003. Geographic variation in the Japanese white-toothed shrew *Crocidura dsinezumi*. *Acta Theriologica* 48: 145–156.
- Motokawa, M. and Lin, L-K. 2002. Geographic variation in the the mole-shrew *Anourosorex squamipes*. *Mammal Study*, 27: 113-120.
- Motokawa, M., Lin, L-K., Cheng, H-C., Harada. M. and Hattori, S. 2003. Morphometric geographic variation in the asian lesser white-toothed shrew *Crocidura shantungensis* (Mammalia, Insectivora) in East Asia. *Zoological Science* 20: 789-795.
- Munks, S. 1995. the breeding biology of *pseudocheirus peregrinus viverrinus* on Flinders island, Bass strait. *Wildlife Research* 22: 521-534.
- Nagorsen, D. W. 1994. Body weight variation among insular and mainland American martens. Pages 85-97 in S.W. Buskirk, A.S. Harestad, M.G. Raphael, and R.A. Powell, editors, *Martens, Sables, and fishers biology and conservation*. Comstock Publishing Associates, Ithaca.
- Nelson, E. W. 1909. the rabbits of north america. *North American Fauna* 29: 1-314.
- Nelson, E. W. 1934. A new subspecies of the American arctic hare. *Proceedings of the biological Society of Washington* 47: 83-86.
- Nor, S. M. 1996. The mammalian fauna on the islands at the northern tip of Sabah, Borneo. *Fieldiana-Zoology* 0 (83) I-IV, 1-51.
- Oh, H-S., Yoshinaga, Y., Kaneko, T., Iida, H. and Mori, T. 2003. Taxonomic re-examination of the *Apodemus agrarius chejuensis*, comparing external and cranial

- morphological characters among four Asian Apodemus species. Journal of the Faculty of Agriculture Kyushu University, 47: 373-386.
- Ohdachi, S. D., Abe, H., Oh, H. S. and Han, S. H. 2005. Morphological relationships among populations in the Sorex caecutiens/shinto group (Eulipotyphla, Soricidae) in East Asia, with a description of a new subspecies from Cheju Island, Korea. Mammalian Biology 70: 345-358.
- Osgood, W. H. 1900. Revision of the pocket mice of the genus Perognathus. North American Fauna 18: 1-66.
- Osgood, W. H. 1901. Natural history of the Queen Charlotte Islands, British Columbia: Natural history of the Cook Inlet area. North American Fauna 21: 1-87.
- Osgood, W. H. 1909. Revision of the mice of the American genus Peromyscus. North American Fauna 28: 1-285.
- Palacios, F. and Fernandez, J. 1992. A new subspecies of hare from Majorca (Balearic Islands). Mammalia 56: 71-85.
- Pocock, R. I. 1933. The civet cats of Asia. Part II. Journal of the Bombay Natural History Society, 36: 629-656.
- Pocock, R. I. 1933. The rarer genera of oriental Viverridae. Proceedings of the Zoological Society of London, 1933: 969-1035.
- Pocock, R. I. 1934. The geographical races of Paradoxurus and Paguma found to the east of the bay of Bengal. Proceedings of the Zoological Society of London, 1934: 613-683.
- Pocock, R. I. 1939. Fauna of British India : Mammalia, volume I, Primates and Carnivora. Taylor and Francis, London.

- Poole, W. E., Wood, J. T. and Simms, N. G. 1991. Distribution of the tammar (Macropus eugenii) and the relationships of populations as determined by cranial morphometrics. *Wildlife Research* 18: 625-639.
- Quin, D. G., Smith, A. P. and Norton, T. W. 1996. Eco-geographic variation in size and sexual dimorphism in sugar gliders and squirrel gliders (Marsupialia: Petauridae). *Australian Journal of Zoology* 44: 19-45.
- Redfield, J. A. 1976. Distribution, abundance, size and genetic variation of *Peromyscus maniculatus* on the gulf islands of British Columbia. *Canadian Journal of Zoology* 54: 463-474.
- Scheffer, V. B. and Dalquest, W. W. 1942. A new shrew from Destruction Island, Washington. *Journal of Mammalogy* 23: 334-335.
- Schwartz, A. 1952. Three new mammals from southern Florida. *Journal of Mammalogy*, 33: 381-385.
- Sharples, C. M., Fa, J. E. and Bell, J. D. 1996. Geographic variation in size in the European rabbit *Oryctolagus cuniculus* (Lagomorpha: Leporidae) in Western Europe and North America. *Zoological Journal of the Linnean Society* 117: 141-158.
- Sinclair, E. A. 1998. Morphological variation among populations of the quokka, *Setonix brachyurus* (Macropodidae : Marsupialia), in Western Australia. *Australian Journal of Zoology* 46: 439-449 .
- Smith, F. A. 1992. Evolution of body size among woodrats from Baja California, Mexico. *Functional Ecology*, 6: 265-273.
- Sody, H. J. V. 1949. Notes on some Primates, Carnivora, and the babirusa from the Indo-Malayan and Indo-Australian regions (with descriptions of 10 new species and subspecies). *Treubia* 20: 121-190.

- Steven, D. M. 1953. Recent evolution in the genus *Clethrionomys*. Symposium of the Society for Experimental Biology 7: 310-319.
- Swarth, H. S. 1911. Birds and mammals of the 1909 Alexander Alaska expedition. University of California Publications in Zoology 7: 9-172.
- Swarth, H. S. 1931. The lemming of Nunivak Island, Alaska. Proceedings of the biological Society of Washington 44: 101-104.
- Takada, Y., Sakai, E., Uematsu, Y. and Tateishi, T. 1999. Morphometric variation of house mice (*Mus musculus*) on the Izu Islands. Mammal Study 24:51-65.
- Takada, Y., Sakai, E., Uematsu, Y. and Tateishi, T. 2006. Morphological variation of large Japanese field mice, *Apodemus speciosus* on the Izu and Oki Islands. Mammal Study 31: 29-40.
- Tamarin, R. H. 1978. Dispersal, population regulation, and k-selection in field mice. American Naturalist 112: 545-555.
- Tate, G. H. H. 1933. A systematic revision of the marsupial genus *Marmosa*, with a discussion of the adaptive radiation of the murine opossums (*Marmosa*). Bulletin of the American Museum of Natural History 66: 1-250.
- Taylor, W. P. 1916. The status of beavers in Western North America, with a consideration of some of the factors in their speciation. University of California Publications in Zoology, 12: 413-495.
- Thomas, D. C. and Broughton, E. 1978. Status of three Canadian Caribou populations north of 70° in Winter 1977. Canadian Wildlife Service Progress Note 85: 1-12.
- Vershinin, A. A. 1972. The biology and trapping of the ermine in Kamchatka. In: King, C.M. (Ed.), Biology of mustelids. Some Soviet research. Volume 2, pp. 11-23. Department of Scientific and Industrial Research Bulletin, Wellington, New Zealand.

- Walker, P. L. 1980. Archaeological evidence for the recent extinction of three terrestrial mammals on San Miguel Island. Pages 703-717 In: The California Islands: Proceedings of a Multi-disciplinary Symposium, D. Power, editor. Santa Barbara Museum of Natural History, Santa Barbara.
- Wood-Jones, F. 1924. The Mammals of South Australia. South Australian Branch of the British Science Guild, Adelaide.
- Woodman, N., Schneider, E., Grant, P., Same, D., Schmall, K. E. and Curtis, J. T. 2002. A new southern distributional limit for the Central American rodent *Peromyscus stirtoni*. Caribbean Journal of Science 38: 281-284.
- Worthy, T. H., Daniel, M. J. and Hill, J. E. 1996. An analysis of skeletal size variation in *Mystacina robusta* Dwyer, 1962 (Chiroptera: Mystacinidae). New Zealand Journal of Zoology 23: 99-110.

Appendix 2 - Population level data on island and mainland body sizes.

Order	Species	Island	common SR	island n	mainland n	sex	SR	Mainland	trait	Reference
Chiroptera	<i>Aethalops alecto</i>	Bali	1.053	7	5	unsexed	1.017	Java	SVL	Kitchener et al. 1993a
Chiroptera	<i>Aethalops alecto</i>	Lombok	0.877	20	5	unsexed	0.957	Java	SVL	Kitchener et al. 1993a
Carnivora	<i>Alopex lagopus</i>	Bering	1.565	not reported	23	Both	1.565	Chukotka	body mass	Goltsman et al. 2005
Carnivora	<i>Alopex lagopus</i>	Mednyi	2.077	not reported	23	Both	2.077	Chukotka	body mass	Goltsman et al. 2005
Carnivora	<i>Alopex lagopus</i>	Flaherty Prince of Wales -	0.945	8	31	Both	0.981	Quebec 55-60N, W. of 76W	CBL	Meiri et al. 2006
Carnivora	<i>Alopex lagopus</i>	Nunavut	0.814	3	1	Male	0.934	Nunavut N. of 68N, 95-100N	CBL	Meiri et al. 2006
Carnivora	<i>Alopex lagopus</i>	Southampton	1.023	24	2	Male	1.008	Nunavut N. of 62N, E. of 98W	CBL	Meiri et al. 2006
Carnivora	<i>Alopex lagopus</i>	Tukarak	0.950	4	16	Male	0.983	Quebec 55-60N, W. of 76W	CBL	Meiri et al. 2006
Carnivora	<i>Alopex lagopus</i>	Ymer	1.062	3	24	Male	1.020	Greenland	CBL	Meiri et al. 2006
Carnivora	<i>Alopex lagopus</i>	Blacklead	0.909	13	9	Both	0.969	Baffin	CBL	Meiri, unpublished data
Carnivora	<i>Alopex lagopus</i>	Cornwallis	1.027	7	1	Female	1.009	Somerset	CBL	Meiri, unpublished data
Primates	<i>Alouatta belzebul</i>	Mexiana	0.915	not reported	not reported	Both	0.968	Brazil	bizygomatic length	Bromham and Cardillo 2007
Primates	<i>Alouatta coibensis/palliata</i>	Coiba	1.118	not reported	not reported	Male	1.038	Central America	HBL	Bromham and Cardillo 2007
Primates	<i>Alouatta seniculus</i>	Trinidad	0.734	not reported	not reported	Female	0.902	Guiana, Brazil	HBL	Bromham and Cardillo 2007
Insectivora	<i>Anourosorex squamipes</i>	Taiwan	0.571	26	5	unsexed	0.830	Yunnan	HBL	Motokawa and Lin 2002
Carnivora	<i>Amblonyx cinereus</i>	Bintan	1.257	1	4	Male	1.079	Malay Peninsula	CBL	Meiri et al. 2006
Carnivora	<i>Amblonyx cinereus</i>	Galang	1.455	1	2	Female	1.133	Malay Peninsula	CBL	Meiri et al. 2006
Carnivora	<i>Amblonyx cinereus</i>	Karimon	1.268	1	4	Male	1.082	Malay Peninsula	CBL	Meiri et al. 2006
Carnivora	<i>Amblonyx cinereus</i>	Laut	1.009	1	9	Female	1.003	Borneo	CBL	Meiri et al. 2006
Carnivora	<i>Amblonyx cinereus</i>	Palawan	1.084	3	13	Both	1.027	Borneo	CBL	Meiri et al. 2006
Carnivora	<i>Amblonyx cinereus</i>	Setoko	1.436	1	2	Female	1.128	Malay Peninsula	CBL	Meiri et al. 2006
Rodentia	<i>Apodemus agrarius</i>	Cheju Do	1.530	40	40	Both	1.530	Korea	body mass	Oh et al. 2003
Rodentia	<i>Apodemus argenteus</i>	Oki	1.169	3	95	unsexed	1.053	Honshu	antero-	Millien 2004

Order	Species	Island	common SR	island n	mainland n	sex	SR	Mainland	trait	Reference
Rodentia									posterior diameter of the lower incisor	
Rodentia	<i>Apodemus argenteus</i>	Sado	0.996	9	95	unsexed	0.998	Honshu	antero-posterior diameter of the lower incisor	Millien 2004
Rodentia	<i>Apodemus argenteus</i>	Tsushima	1.033	27	95	unsexed	1.011	Honshu	antero-posterior diameter of the lower incisor	Millien 2004
Rodentia	<i>Apodemus flavicollis</i>	Corfu	1.092	2	3	Both	1.030	Greece	CBL	Miller 1912
Rodentia	<i>Apodemus flavicollis</i>	Lolland	1.084	2	8	Both	1.027	Germany	CBL	Miller 1912
Rodentia	<i>Apodemus flavicollis</i>	Sjaelland	0.971	2	4	Male	0.990	Germany	CBL	Miller 1912
Rodentia	<i>Apodemus mystacinus</i>	Cephalonia	0.951	2	1	Female	0.983	Albania	CBL	Miller 1912
Rodentia	<i>Apodemus speciosus</i>	Oki	1.240	33	40	unsexed	1.074	Honshu	antero-posterior diameter of the lower incisor	Millien and Damuth 2004
Rodentia	<i>Apodemus speciosus</i>	Sado	1.300	31	40	unsexed	1.091	Honshu	antero-posterior diameter of the lower incisor	Millien and Damuth 2004
Rodentia	<i>Apodemus speciosus</i>	Tsushima	1.240	29	40	unsexed	1.074	Honshu	antero-posterior diameter of the lower incisor	Millien and Damuth 2004
Rodentia	<i>Apodemus speciosus</i>	Chiburijima	1.329	31	94	Male	1.329	Honshu	body mass	Takada et al. 2006
Rodentia	<i>Apodemus speciosus</i>	Dogo	1.030	24	94	Male	1.030	Honshu	body mass	Takada et al. 2006
Rodentia	<i>Apodemus speciosus</i>	Kozu	1.011	57	94	Male	1.011	Honshu	body mass	Takada et al. 2006
Rodentia	<i>Apodemus speciosus</i>	Miyake	0.815	36	94	Male	0.815	Honshu	body mass	Takada et al. 2006
Rodentia	<i>Apodemus speciosus</i>	Nakanoshima	1.135	41	94	Male	1.135	Honshu	body mass	Takada et al. 2006
Rodentia	<i>Apodemus speciosus</i>	Nijijima	1.326	3	94	Male	1.326	Honshu	body mass	Takada et al. 2006
Rodentia	<i>Apodemus speciosus</i>	Nishinoshima	0.972	8	94	Male	0.972	Honshu	body mass	Takada et al. 2006
Rodentia	<i>Apodemus speciosus</i>	Oshima	1.105	9	94	Male	1.105	Honshu	body mass	Takada et al. 2006
Rodentia	<i>Apodemus speciosus</i>	Shikine	1.309	16	94	Male	1.309	Honshu	body mass	Takada et al. 2006
Rodentia	<i>Apodemus sylvaticus</i>	Bjorno	1.018	not reported	not reported	unsexed	1.006	Jutland	Body length	Angerbjorn 1986

Order	Species	Island	common SR	island n	mainland n	sex	SR	Mainland	trait	Reference
Rodentia	<i>Apodemus sylvaticus</i>	Drejo	0.895	not reported	not reported	unsexed	0.964	Jutland	Body length	Angerbjorn 1986
Rodentia	<i>Apodemus sylvaticus</i>	Egholm	1.358	not reported	not reported	unsexed	1.107	Sjaelland	Body length	Angerbjorn 1986
Rodentia	<i>Apodemus sylvaticus</i>	Fano	1.007	not reported	not reported	unsexed	1.002	Jutland	Body length	Angerbjorn 1986
Rodentia	<i>Apodemus sylvaticus</i>	Laeso	1.162	not reported	not reported	unsexed	1.051	Jutland	Body length	Angerbjorn 1986
Rodentia	<i>Apodemus sylvaticus</i>	Lyo	1.025	not reported	not reported	unsexed	1.008	Jutland	Body length	Angerbjorn 1986
Rodentia	<i>Apodemus sylvaticus</i>	Pantelleria	1.066	not reported	not reported	unsexed	1.021	Sicily	Body length	Angerbjorn 1986
Rodentia	<i>Apodemus sylvaticus</i>	Sjaelland	0.972	not reported	not reported	unsexed	0.991	Jutland	Body length	Angerbjorn 1986
Rodentia	<i>Apodemus sylvaticus</i>	Skaro	0.986	not reported	not reported	unsexed	0.995	Jutland	Body length	Angerbjorn 1986
Rodentia	<i>Apodemus sylvaticus</i>	Arran	1.067	9	not reported	unsexed	1.022	Britain	CBL	Berry 1969
Rodentia	<i>Apodemus sylvaticus</i>	Bute	0.875	17	not reported	unsexed	0.957	Britain	CBL	Berry 1969
Rodentia	<i>Apodemus sylvaticus</i>	Foula	1.209	37	not reported	unsexed	1.065	Britain	CBL	Berry 1969
Rodentia	<i>Apodemus sylvaticus</i>	Gigha	1.194	4	not reported	unsexed	1.061	Britain	CBL	Berry 1969
Rodentia	<i>Apodemus sylvaticus</i>	Great Cumbrae	0.987	6	not reported	unsexed	0.996	Britain	CBL	Berry 1969
Rodentia	<i>Apodemus sylvaticus</i>	Islay	1.067	14	not reported	unsexed	1.022	Britain	CBL	Berry 1969
Rodentia	<i>Apodemus sylvaticus</i>	Jura	1.108	5	not reported	unsexed	1.035	Britain	CBL	Berry 1969
Rodentia	<i>Apodemus sylvaticus</i>	Mull	1.094	5	not reported	unsexed	1.030	Britain	CBL	Berry 1969
Rodentia	<i>Apodemus sylvaticus</i>	Rhum	1.331	5	not reported	unsexed	1.100	Britain	CBL	Berry 1969
Rodentia	<i>Apodemus sylvaticus</i>	Tiree	0.961	4	not reported	unsexed	0.987	Britain	CBL	Berry 1969
Rodentia	<i>Apodemus sylvaticus</i>	Yell	1.194	5	not reported	unsexed	1.061	Britain	CBL	Berry 1969
Rodentia	<i>Apodemus sylvaticus</i>	Alderney	1.183	45	45	Both	1.058	Cap Gris Nez, France	GTL	Delany and Healey 1967
Rodentia	<i>Apodemus sylvaticus</i>	Guernsey	1.152	79	45	Both	1.048	Cap Gris Nez, France	GTL	Delany and Healey 1967
Rodentia	<i>Apodemus sylvaticus</i>	Herm	1.144	17	79	Both	1.046	Guernsay	GTL	Delany and Healey 1967
Rodentia	<i>Apodemus sylvaticus</i>	Jersey	1.125	42	45	Both	1.040	Cap Gris Nez, France	GTL	Delany and Healey 1967
Rodentia	<i>Apodemus sylvaticus</i>	Sark	1.230	64	45	Both	1.071	Cap Gris Nez, France	GTL	Delany and Healey 1967
Rodentia	<i>Apodemus sylvaticus</i>	Bardsey	1.400	not reported	not reported	Male	1.400	Britain	body mass	Jewell 1966

Order	Species	Island	common SR	island n not reported	mainland n	sex	SR	Mainland	trait	Reference
Rodentia	<i>Apodemus sylvaticus</i>	Saint Kilda	1.320	not reported	not reported	Male	1.320	Britain	body mass	Jewell 1966
Rodentia	<i>Apodemus sylvaticus</i>	Skomer	1.800	not reported	not reported	Male	1.800	Britain	body mass	Jewell 1966
Rodentia	<i>Apodemus sylvaticus</i>	Corsica	1.077	446	78	unsexed	1.025	Mediterranean France	Prosthion- Palation length	Libois et al. 1993
Rodentia	<i>Apodemus sylvaticus</i>	Anglesey	1.071	1	16	Male	1.023	Britain	CBL	Miller 1912
Rodentia	<i>Apodemus sylvaticus</i>	Cephalonia	1.109	4	4	Both	1.035	Greece	CBL	Miller 1912
Rodentia	<i>Apodemus sylvaticus</i>	Corfu	0.974	1	2	Male	0.991	Greece	CBL	Miller 1912
Rodentia	<i>Apodemus sylvaticus</i>	Crete	1.027	4	4	Both	1.009	Greece	CBL	Miller 1912
Rodentia	<i>Apodemus sylvaticus</i>	Fair	1.322	9	22	Both	1.098	Britain	CBL	Miller 1912
Rodentia	<i>Apodemus sylvaticus</i>	Isle of Wight	0.843	2	22	Both	0.945	Britain	CBL	Miller 1912
Rodentia	<i>Apodemus sylvaticus</i>	Lewis	1.183	3	16	Male	1.057	Britain	CBL	Miller 1912
Rodentia	<i>Apodemus sylvaticus</i>	Majorca	0.970	3	20	Both	0.990	Spain	CBL	Miller 1912
Rodentia	<i>Apodemus sylvaticus</i>	Minorca	1.018	3	15	Male	1.006	Spain	CBL	Miller 1912
Rodentia	<i>Apodemus sylvaticus</i>	Scilly	1.128	4	22	Both	1.041	Britain	CBL	Miller 1912
Rodentia	<i>Apodemus sylvaticus</i>	Sicily	1.105	21	26	Both	1.034	Italy	CBL	Miller 1912
Carnivora	<i>Arctictis binturong</i>	Payong	0.783	1	1	Male	0.783	Sumatra	body mass	Lyon 1908
Carnivora	<i>Arctictis binturong</i>	Bangka	0.564	1	5	Male	0.826	Sumatra	CBL	Meiri, unpublished data
Carnivora	<i>Arctictis binturong</i>	Palawan	1.000	1	1	Female	1.000	Borneo	HBL	Pocock 1933a
Carnivora	<i>Arctogalidia trivirgata</i>	Merbau	0.895	1	1	Female	0.895	Sumatra	body mass	Lyon 1908
Carnivora	<i>Arctogalidia trivirgata</i>	Tebing Tinggi	0.486	1	1	Male	0.486	Sumatra	body mass	Lyon 1908
Carnivora	<i>Arctogalidia trivirgata</i>	Banggi Bunguran	0.763	1	22	Female	0.914	Borneo	CBL	Meiri et al. 2006
Carnivora	<i>Arctogalidia trivirgata</i>	(Natuna)	0.740	5	46	Both	0.905	Borneo	CBL	Meiri et al. 2006
Carnivora	<i>Arctogalidia trivirgata</i>	Bangka	0.790	1	8	Female	0.924	Sumatra	CBL	Meiri, unpublished data
Carnivora	<i>Arctogalidia trivirgata</i>	King	0.920	1	9	Male	0.972	Malay Peninsula	CBL	Meiri, unpublished data
Carnivora	<i>Arctogalidia trivirgata</i>	Batam	0.642	3	2	Both	0.863	Malay Peninsula	HBL	Pocock 1933a
Carnivora	<i>Arctogalidia trivirgata</i>	Belitung	0.827	1	2	Female	0.939	Borneo	HBL	Pocock 1933a
Carnivora	<i>Arctogalidia trivirgata</i>	Bintan	0.801	1	1	Female	0.929	Malay Peninsula	GTL	Pocock 1933a
Carnivora	<i>Arctogalidia trivirgata</i>	Bulan	0.681	1	1	Male	0.880	Malay Peninsula	HBL	Pocock 1933a
Carnivora	<i>Arctogalidia trivirgata</i>	Kundur	0.667	3	2	Both	0.874	Sumatra	HBL	Pocock 1933a

Order	Species	Island	common SR	island n	mainland n	sex	SR	Mainland	trait	Reference
Carnivora	<i>Arctogalidia trivirgata</i>	Lingga	0.944	1	1	Male	0.981	Sumatra	HBL	Pocock 1933a
Carnivora	<i>Arctogalidia trivirgata</i>	Singapore	1.271	1	1	Male	1.083	Malay Peninsula	HBL	Pocock 1933a
Carnivora	<i>Arctogalidia trivirgata</i>	Singkep	0.666	2	2	Both	0.873	Sumatra	GTL	Pocock 1933a
Carnivora	<i>Arctogalidia trivirgata</i>	Domel	0.785	1	2	Female	0.922	Tennaserim, Toungoo	HBL	Pocock 1939
Carnivora	<i>Arctogalidia trivirgata</i>	Langkawi	0.643	1	1	Male	0.863	Tennaserim, Toungoo	HBL	Pocock 1939
Carnivora	<i>Arctogalidia trivirgata</i>	Terutau	0.579	1	1	Male	0.833	Toungoo	HBL	Pocock 1939
Carnivora	<i>Atilax paludinosus</i>	Pemba	0.803	1	4	Male	0.929	E. Africa 3-7S, E. of 37E	CBL	Meiri et al. 2006
Artiodactyla	<i>Babyrousa babyrussa</i>	Buru	0.909	29	36	Both	0.969	Celebes	CBL	Groves 1980
Artiodactyla	<i>Babyrousa babyrussa</i>	Malenge	1.007	7	36	Both	1.002	Celebes	CBL	Groves 1980
Artiodactyla	<i>Babyrousa babyrussa</i>	Sanana	0.818	3	36	Both	0.935	Celebes	CBL	Groves 1980
Artiodactyla	<i>Babyrousa babyrussa</i>	Taliabu	0.943	8	30	Male	0.981	Celebes	CBL	Groves 1980
Carnivora	<i>Bassariscus astutus</i>	Espiritu Santo	1.044	14	20	Both	1.014	Baja California Sur	CBL	Meiri et al. 2006
Carnivora	<i>Bassariscus astutus</i>	San Jose	1.015	12	20	Both	1.005	Baja California Sur	CBL	Meiri et al. 2006
Carnivora	<i>Bdeogale crassicauda</i>	Zanzibar	0.895	1	1	Male	0.964	E. Africa 4-8S, E. of 37E	CBL	Meiri et al. 2006
Insectivora	<i>Blarina brevicauda</i>	Martha's Vineyard	0.924	6	31	unsexed	0.974	New York	HBL	Merriam 1895a
Xenarthra	<i>Bradypus variegatus</i>	Bastimentos	0.689	6	24	unsexed	0.883	Panama	GTL	Anderson and Handley 2002
Xenarthra	<i>Bradypus variegatus</i>	Cayo Agua	0.752	12	24	unsexed	0.909	Panama	GTL	Anderson and Handley 2002
Xenarthra	<i>Bradypus variegatus</i>	Cayo Nancy	0.866	5	24	unsexed	0.953	Panama	GTL	Anderson and Handley 2002
Xenarthra	<i>Bradypus variegatus</i>	Colon	0.780	4	24	unsexed	0.921	Panama	GTL	Anderson and Handley 2002
Xenarthra	<i>Bradypus variegatus</i>	Popa	1.010	6	24	unsexed	1.003	Panama	GTL	Anderson and Handley 2002
Xenarthra	<i>Bradypus variegatus</i>	San Cristobal	0.984	5	24	unsexed	0.995	Panama	GTL	Anderson and Handley 2002
Xenarthra	<i>Bradypus variegatus/pygmaeus</i>	Escudo	0.648	6	24	unsexed	0.865	Panama	GTL	Anderson and Handley 2002
Rodentia	<i>Callosciurus caniceps</i>	Koh Mapraw	0.967	11	129	unsexed	0.989	Malay Peninsula	HBL	Hill 1960
Rodentia	<i>Callosciurus caniceps</i>	Koh Naka	0.967	9	129	unsexed	0.989	Malay Peninsula	HBL	Hill 1960
Rodentia	<i>Callosciurus caniceps</i>	Koh Phangan	1.168	16	129	unsexed	1.053	Malay Peninsula	HBL	Hill 1960
Rodentia	<i>Callosciurus caniceps</i>	Koh Rah	0.954	6	129	unsexed	0.984	Malay Peninsula	HBL	Hill 1960

Order	Species	Island	common SR	island n	mainland n	sex	SR	Mainland	trait	Reference
Rodentia	<i>Callosciurus caniceps</i>	Koh Samui	1.123	12	129	unsexed	1.039	Malay Peninsula	HBL	Hill 1960
Rodentia	<i>Callosciurus caniceps</i>	Mohea	0.643	13	129	unsexed	0.863	Malay Peninsula	HBL	Hill 1960
Rodentia	<i>Callosciurus caniceps</i>	Panjang	1.050	23	129	unsexed	1.016	Malay Peninsula	HBL	Hill 1960
Rodentia	<i>Callosciurus caniceps</i>	Telibon	0.803	8	129	unsexed	0.929	Malay Peninsula	HBL	Hill 1960
Rodentia	<i>Callosciurus caniceps</i>	Terutau	0.995	18	129	unsexed	0.998	Malay Peninsula	HBL	Hill 1960
Rodentia	<i>Callosciurus erythraeus</i>	Hainan	1.126	8	6	unsexed	1.040	Fukien	HBL	Allen 1938
Rodentia	<i>Callosciurus erythraeus</i>	Koh Lak	1.468	8	8	Both	1.137	Tachin, C. Siam	HBL	Kloss 1919
Rodentia	<i>Callosciurus finlaysonii</i>	Koh Lan	0.521	8	18	Both	0.805	SE Siam	HBL	Kloss 1919
Rodentia	<i>Callosciurus notatus</i>	Malawali	0.919	7	10	Both	0.972	Borneo	CBL	Chasen and Kloss 1931
Rodentia	<i>Callosciurus notatus</i>	Aor	0.625	10	62	unsexed	0.855	Malay Peninsula	HBL	Hill 1960
Rodentia	<i>Callosciurus notatus</i>	Bintan	1.168	5	58	unsexed	1.053	Malay Peninsula	CBL	Hill 1960
Rodentia	<i>Callosciurus notatus</i>	Bulan	1.023	11	58	unsexed	1.008	Malay Peninsula	CBL	Hill 1960
Rodentia	<i>Callosciurus notatus</i>	Dayang	0.711	2	62	unsexed	0.893	Malay Peninsula	HBL	Hill 1960
Rodentia	<i>Callosciurus notatus</i>	Little Karimon	0.754	5	62	unsexed	0.910	Malay Peninsula	HBL	Hill 1960
Rodentia	<i>Callosciurus notatus</i>	Pemanggil	0.717	19	62	unsexed	0.895	Malay Peninsula	HBL	Hill 1960
Rodentia	<i>Callosciurus notatus</i>	Pinang	0.885	9	62	unsexed	0.960	Malay Peninsula	HBL	Hill 1960
Rodentia	<i>Callosciurus notatus</i>	Singapore	1.077	6	62	unsexed	1.025	Malay Peninsula	HBL	Hill 1960
Rodentia	<i>Callosciurus notatus</i>	Tinggi	0.985	10	62	unsexed	0.995	Malay Peninsula	HBL	Hill 1960
Rodentia	<i>Callosciurus notatus</i>	Padang	1.146	9	11	Both	1.046	Sumatra	HBL	Lyon 1908
Rodentia	<i>Callosciurus notatus</i>	Rupat	1.296	5	11	Both	1.090	Sumatra	HBL	Lyon 1908
Rodentia	<i>Callosciurus notatus</i>	Tebing Tinggi	1.253	1	7	Female	1.078	Sumatra	HBL	Lyon 1908
Rodentia	<i>Callosciurus notatus</i>	Bunguran (Natuna)	1.124	1	1	unsexed	1.040	Borneo	GTL	Miller 1901
Rodentia	<i>Callosciurus notatus</i>	Sirhassen	0.731	1	1	unsexed	0.901	Borneo	GTL	Miller 1901
Rodentia	<i>Callosciurus notatus</i>	Bangkaru	1.031	8	9	Both	1.010	Sumatra	HBL	Miller 1903a
Rodentia	<i>Callosciurus notatus</i>	Mansalar	1.063	5	9	Both	1.021	Sumatra	HBL	Miller 1903a
Rodentia	<i>Callosciurus notatus</i>	Tuangku	1.154	7	9	Both	1.049	Sumatra	HBL	Miller 1903a
Rodentia	<i>Callosciurus notatus</i>	Pannow	0.776	1	1	Male	0.919	Pahang	HBL	Miller 1903b
Rodentia	<i>Callosciurus prevostii</i>	Banggi	0.787	4	10	Both	0.923	Borneo	HBL	Chasen and Kloss 1931
Rodentia	<i>Callosciurus prevostii</i>	Bangka	1.124	5	36	unsexed	1.040	Sumatra	Body length	Heaney 1978
Rodentia	<i>Callosciurus prevostii</i>	Karimon	0.871	12	21	unsexed	0.955	malay peninsula S.	Body length	Heaney 1978

Order	Species	Island	common SR	island n	mainland n	sex	SR	Mainland of the isthmus of kra of the isthmus of kra malay peninsula S.	trait	Reference
Rodentia	<i>Callosciurus prevostii</i>	Kundur	1.071	5	21	unsexed	1.023	of the isthmus of kra	Body length	Heaney 1978
Rodentia	<i>Callosciurus prevostii</i>	Pedjantan (Ste. Barbe, Pejantan)	0.532	11	128	unsexed	0.811	Borneo	Body length	Heaney 1978
Rodentia	<i>Callosciurus prevostii</i>	Sirhassen	0.631	46	128	unsexed	0.858	Borneo	Body length	Heaney 1978
Rodentia	<i>Callosciurus prevostii</i>	Wai	0.806	2	128	unsexed	0.874	Borneo	Body length	Heaney 1978
Rodentia	<i>Callosciurus prevostii</i>	Mendanau	0.707	11	5	Both	0.891	Bangka	HBL	Lyon 1906
Rodentia	<i>Callosciurus prevostii</i>	Penjalei	1.111	6	32	Both	1.036	Sumatra	HBL	Lyon 1908
Rodentia	<i>Callosciurus prevostii</i>	Rupat	1.147	14	32	Both	1.047	Sumatra	HBL	Lyon 1908
Rodentia	<i>Callosciurus prevostii</i>	Karimata	0.674	2	15	Female	0.877	Borneo	HBL	Lyon 1911
Rodentia	<i>Callosciurus prevostii</i>	Panebangan	0.707	11	25	Both	0.891	Borneo	HBL	Lyon 1911
Rodentia	<i>Callosciurus prevostii</i>	Pelapis	0.736	3	25	Both	0.903	Borneo	HBL	Lyon 1911
Rodentia	<i>Callosciurus prevostii</i>	Temaju	0.833	4	25	Both	0.941	Borneo	HBL	Lyon 1911
Rodentia	<i>Callosciurus prevostii</i>	Balambangan	0.682	4	1	Female	0.682	Banggi	body mass	Nor 1996
Carnivora	<i>Canis aureus</i>	Korcula	0.677	1	2	Female	0.878	Dalmatia	CBL	Krystufek and Tvrkovic 1990
Carnivora	<i>Canis aureus</i>	Mljet	0.741	1	3	Male	0.905	Dalmatia	CBL	Krystufek and Tvrkovic 1990
Carnivora	<i>Canis latrans</i>	Magdalena	1.105	3	18	Both	1.034	Baja California Sur	CBL	Meiri et al. 2006
Carnivora	<i>Canis latrans</i>	Tiburon	0.961	2	2	Male	0.987	Sonora	CBL	Meiri et al. 2006
Carnivora	<i>Canis lupus</i>	Axel Heidberg	0.991	2	13	Both	0.997	Ellesmere	CBL	Meiri et al. 2006
Carnivora	<i>Canis lupus</i>	Gambier	0.936	1	4	Male	0.978	NW America W. of the Rockies, 47-55N	CBL	Meiri et al. 2006
Carnivora	<i>Canis lupus</i>	Heceta	1.185	1	11	Male	1.058	Prince of Wales	CBL	Meiri et al. 2006
Carnivora	<i>Canis lupus</i>	Kosciusko	0.946	1	15	Female	0.982	Prince of Wales	CBL	Meiri et al. 2006
Carnivora	<i>Canis lupus</i>	Kuiu	0.944	7	6	Both	0.981	NW America W. of the Rockies, 55-60N	CBL	Meiri et al. 2006
Carnivora	<i>Canis lupus</i>	Kupreanof	0.949	6	6	Both	0.983	NW America W. of the Rockies, 55-60N	CBL	Meiri et al. 2006
Carnivora	<i>Canis lupus</i>	Prince of Wales	0.905	26	6	Both	0.967	NW America W. of the Rockies, 55-	CBL	Meiri et al. 2006

Order	Species	Island	common SR	island n	mainland n	sex	SR	Mainland	trait	Reference
Carnivora	<i>Canis lupus</i>	Quadra	1.034	1	3	Female	1.011	60N NW America W. of the Rockies, 47-54N	CBL	Meiri et al. 2006
Carnivora	<i>Canis lupus</i>	Read	0.861	2	7	Both	0.951	NW America W. of the Rockies, 47-54N	CBL	Meiri et al. 2006
Carnivora	<i>Canis lupus</i>	Revillagigedo	0.950	6	6	Both	0.983	60N NW America W. of the Rockies, 47-54N	CBL	Meiri et al. 2006
Carnivora	<i>Canis lupus</i>	Vancouver Island	0.953	62	7	Both	0.984	NW America W. of the Rockies, 47-54N	CBL	Meiri et al. 2006
Carnivora	<i>Canis lupus</i>	Wrangell	0.970	10	6	Both	0.990	60N Coastal Alaska and BC	CBL	Meiri et al. 2006
Rodentia	<i>Castor canadensis</i>	Admiralty	0.991	2	3	Male	0.997	Stuart lake, BC	Basal length	Taylor 1916
Rodentia	<i>Castor canadensis</i>	Vancouver Island	1.009	3	6	Both	1.003		Basal length	Taylor 1916
Primates	<i>Cebus capucinus</i>	Gorgona	0.609	not reported	not reported	Both	0.847	Panama	HBL	Bromham and Cardillo 2007
Diprotodontia	<i>Cercartetus concinnus</i>	Kangaroo	0.743	1	2	Female	0.906	South Australia	HBL	Wood-Jones 1924
Primates	<i>Cercopithecus erythrotis</i>	Bioko	0.564	2	not reported	Both	0.826	Cameroon	HBL	Bromham and Cardillo 2007
Primates	<i>Cercopithecus preussi</i>	Bioko	0.197	1	not reported	Female	0.582	Cameroon	HBL	Bromham and Cardillo 2007
artiodactyla	<i>Cervus elaphus</i>	Corsica	0.698	1	1	Male	0.887	Italy	CBL	Miller 1912
artiodactyla	<i>Cervus elaphus</i>	Jura	1.076	1	1	Male	1.025	Scotland	CBL	Miller 1912
Artiodactyla	<i>Cervus unicolor</i>	Victoria	0.828	2	1	Male	0.939	Tenasserim	Basal length	Lyon 1906
Artiodactyla	<i>Cervus unicolor</i>	Laut	0.857	1	1	Female	0.950	Borneo	CBL	Lyon 1911
Rodentia	<i>Chaetodipus arenarius</i>	Cerralvo	1.004	33	42	unsexed	1.001	Cape Region, Baja California Sur	HBL	Lawlor 1982
Rodentia	<i>Chaetodipus arenarius</i>	Magdalena	0.740	9	42	unsexed	0.904	Cape Region, Baja California Sur	HBL	Lawlor 1982
Rodentia	<i>Chaetodipus arenarius</i>	Santa Margarita	0.947	9	42	unsexed	0.982	Cape Region, Baja California Sur	HBL	Lawlor 1982
Rodentia	<i>Chaetodipus baileyi</i>	Monserrate	1.000	10	6	unsexed	1.000	Central Baja California	HBL	Lawlor 1982
Rodentia	<i>Chaetodipus baileyi</i>	Tiburon	0.793	8	5	unsexed	0.926	Magdalena, Sonora	HBL	Lawlor 1982
Rodentia	<i>Chaetodipus fallax</i>	Cedros	0.074	?	6	unsexed	0.420	San Bernardino	HBL	Osgood 1900

Order	Species	Island	common SR	island n	mainland n	sex	SR	Mainland county, California	trait	Reference
Rodentia	<i>Chaetodipus intermedius</i>	Tiburon	0.764	10	23	unsexed	0.914	Hermosillo, Sonora	HBL	Lawlor 1982
Rodentia	<i>Chaetodipus penicillatus</i>	Tiburon	0.768	18	17	unsexed	0.916	Hermosillo, Sonora	HBL	Lawlor 1982
Rodentia	<i>Chaetodipus spinatus</i>	Espiritu Santo	0.653	5	10	unsexed	0.653	Baja California	body mass	Benson 1930
Rodentia	<i>Chaetodipus spinatus</i>	San Jose Angel de la Guarda	0.852	7	10	unsexed	0.852	Baja California	body mass	Benson 1930
Rodentia	<i>Chaetodipus spinatus</i>	Carmen	0.785	11	33	unsexed	0.923	Central Baja California	HBL	Lawlor 1982
Rodentia	<i>Chaetodipus spinatus</i>	Carmen	1.026	5	33	unsexed	1.009	Central Baja California	HBL	Lawlor 1982
Rodentia	<i>Chaetodipus spinatus</i>	Coronados	0.918	7	33	unsexed	0.972	Central Baja California	HBL	Lawlor 1982
Rodentia	<i>Chaetodipus spinatus</i>	Danzante	0.883	7	33	unsexed	0.959	Central Baja California	HBL	Lawlor 1982
Rodentia	<i>Chaetodipus spinatus</i>	Magdalena	0.918	10	33	unsexed	0.972	Central Baja California	HBL	Lawlor 1982
Rodentia	<i>Chaetodipus spinatus</i>	Mejia	0.779	23	33	unsexed	0.920	Central Baja California	HBL	Lawlor 1982
Rodentia	<i>Chaetodipus spinatus</i>	San Francisco	0.724	9	33	unsexed	0.898	Central Baja California	HBL	Lawlor 1982
Rodentia	<i>Chaetodipus spinatus</i>	San Lorenzo Sur	0.695	18	33	unsexed	0.886	Central Baja California	HBL	Lawlor 1982
Rodentia	<i>Chaetodipus spinatus</i>	San Marcos	0.666	17	33	unsexed	0.873	Central Baja California	HBL	Lawlor 1982
Rodentia	<i>Chaetodipus spinatus</i>	Santa Margarita	0.721	1	5	unsexed	0.897	Baja California	HBL	Osgood 1900
Primates	<i>Chlorocebus aethiops</i>	Pate	0.932	1	not reported	Male	0.977	Kenya	GTL	Bromham and Cardillo 2007
Primates	<i>Chlorocebus aethiops</i>	Pemba	0.900	1	not reported	Male	0.965	Kenya	GTL	Bromham and Cardillo 2007
Rodentia	<i>Clethrionomys gapperi</i>	Revillagigedo	0.832	10	21	Both	0.941	Coastal British Columbia	HBL	Hall & Cockrum 1952
Rodentia	<i>Clethrionomys gapperi</i>	Wrangell	0.991	25	21	Both	0.997	Coastal British Columbia	HBL	Hall & Cockrum 1952
Rodentia	<i>Clethrionomys glareolus</i>	Anglesey	0.938	2	12	Both	0.979	Britain	CBL	Miller 1912
Rodentia	<i>Clethrionomys glareolus</i>	Isle of Wight	1.185	2	12	Both	1.058	Britain	CBL	Miller 1912
Rodentia	<i>Clethrionomys glareolus</i>	Jersey	1.368	8	4	Both	1.110	France N. of 48N	CBL	Miller 1912
Rodentia	<i>Clethrionomys glareolus</i>	Lolland	1.058	1	4	Male	1.019	Germany	CBL	Miller 1912

Order	Species	Island	common SR	island n	mainland n	sex	SR	Mainland	trait	Reference
Rodentia	<i>Clethrionomys glareolus</i>	Sjaelland	0.941	4	9	Both	0.980	Germany	CBL	Miller 1912
Rodentia	<i>Clethrionomys glareolus</i>	Mull	1.397	30	232	unsexed	1.118	Britain	HBL	Steven 1953
Rodentia	<i>Clethrionomys glareolus</i>	Raasay	1.597	65	232	unsexed	1.169	Britain	HBL	Steven 1953
Rodentia	<i>Clethrionomys glareolus</i>	Ramsey	1.035	12	232	unsexed	1.011	Britain	HBL	Steven 1953
Rodentia	<i>Clethrionomys glareolus</i>	Skomer	1.709	51	232	unsexed	1.196	Britain	HBL	Steven 1953
Insectivora	<i>Crocidura attenuata</i>	Hainan	0.648	2	2	Female	0.865	Fukien	HBL	Allen 1938
Insectivora	<i>Crocidura dsinezumi</i>	Kuchinoerabujima	1.172	6	12	unsexed	1.054	Kyushu	condyloincisive length,	Motokawa 2003
Insectivora	<i>Crocidura dsinezumi</i>	Kyushu	1.101	12	16	unsexed	1.033	Kyoto, Honshu	condyloincisive length,	Motokawa 2003
Insectivora	<i>Crocidura dsinezumi</i>	Nakanoshima	0.997	16	12	unsexed	0.999	Kyushu	condyloincisive length,	Motokawa 2003
Insectivora	<i>Crocidura dsinezumi</i>	Nijijima	1.071	9	21	unsexed	1.023	Kanto, Honshu	condyloincisive length,	Motokawa 2003
Insectivora	<i>Crocidura dsinezumi</i>	Sado	1.013	9	15	unsexed	1.004	Chubu, Honshu	condyloincisive length,	Motokawa 2003
Insectivora	<i>Crocidura dsinezumi</i>	Tanegashima	0.884	9	12	unsexed	0.960	Kyushu	condyloincisive length,	Motokawa 2003
Insectivora	<i>Crocidura dsinezumi</i>	Toshima	1.050	14	21	unsexed	1.016	Kanto, Honshu	condyloincisive length,	Motokawa 2003
Insectivora	<i>Crocidura dsinezumi</i>	Yakushima	1.054	14	12	unsexed	1.018	Kyushu	length,	Motokawa 2003
Insectivora	<i>Crocidura horsfieldii</i>	Green	1.051	15	72	Both	1.017	Taiwan	HBL	Fang & Lee 2002
Insectivora	<i>Crocidura horsfieldii</i>	Orchid	0.886	19	72	Both	0.960	Taiwan	HBL	Fang & Lee 2002
Insectivora	<i>Crocidura malayana</i>	Tioman	0.849	10	17	unsexed	0.947	Selangor	HBL	Medway 1966
Insectivora	<i>Crocidura russula</i>	Pantelleria	1.316	1	not reported	unsexed	1.096	Sicily	CBL	Contoli and Amori 1986
Insectivora	<i>Crocidura russula</i>	Sardinia	0.850	not reported	not reported	unsexed	0.947	Europe	CBL	Contoli and Amori 1986
Insectivora	<i>Crocidura russula</i>	Sicily	0.857	not reported	not reported	unsexed	0.950	Europe	CBL	Contoli and Amori 1986
Insectivora	<i>Crocidura russula</i>	Alderney	0.948	26	20	unsexed	0.982	Cap Gris Nez	GTL	Delany and Healey 1966
Insectivora	<i>Crocidura russula</i>	Jersey	0.689	6	20	unsexed	0.883	Cap Gris Nez	GTL	Delany and Healey 1966
Insectivora	<i>Crocidura russula</i>	Sark	0.743	25	20	unsexed	0.906	Cap Gris Nez	GTL	Delany and Healey 1966

Order	Species	Island	common SR	island n	mainland n	sex	SR	Mainland	trait	Reference
Insectivora	<i>Crocidura russula</i>	Guernsey	0.934	3	5	Male	0.977	Pas de Calais	CBL	Miller 1912
Insectivora	<i>Crocidura suaveolens</i>	Utsuryo	0.319	1	10	unsexed	0.683	Korea	HBL	Jones and Johnson 1960
Insectivora	<i>Crocidura suaveolens</i>	Corsica	1.519	8	9	unsexed	1.519	Banyuls sur Mer, Pyrenees-Orientales, France	body mass	Magnanou et al. 2005
Insectivora	<i>Crocidura suaveolens</i>	Porquerolles	1.160	8	9	unsexed	1.160	Banyuls sur Mer, Pyrenees-Orientales, France	body mass	Magnanou et al. 2005
Insectivora	<i>Crocidura suaveolens</i>	Cheju Do	1.307	2	11	Male	1.093	Korea	HBL	Motokawa et al. 2003
Insectivora	<i>Crocidura suaveolens</i>	Tsushima	0.944	8	27	Both	0.981	Korea	HBL	Motokawa et al. 2003
Dermoptera	<i>Cynocephalus variegatus</i>	Banggi	0.808	4	3	Both	0.931	Borneo	HBL	Chasen and Kloss 1931
Dermoptera	<i>Cynocephalus variegatus</i>	Bintan	0.929	5	9	Both	0.976	Malay Peninsula	HBL	Hill 1960
Dermoptera	<i>Cynocephalus variegatus</i>	Karimon	0.875	4	10	Both	0.956	Malay Peninsula	CBL	Hill 1960
Dermoptera	<i>Cynocephalus variegatus</i>	Laut	1.275	1	1	Female	1.084	Borneo	HBL	Lyon 1911
Dermoptera	<i>Cynocephalus variegatus</i>	Panebangan	0.575	1	1	Female	0.831	Borneo	HBL	Lyon 1911
Chiroptera	<i>Cynopterus brachyotis</i>	Mata Siri	1.351	1	6	Female	1.106	Borneo	HBL	Lyon 1911
Chiroptera	<i>Cynopterus brachyotis</i>	Balambangan	0.846	8	13	Both	0.846	Banggi	body mass	Nor 1996
Chiroptera	<i>Cynopterus brachyotis</i>	Malawali	0.933	16	13	Both	0.933	Banggi	body mass	Nor 1996
Chiroptera	<i>Cynopterus brachyotis</i>	Molleangen	0.924	10	13	Both	0.924	Banggi	body mass	Nor 1996
Chiroptera	<i>Cynopterus horsfieldi</i>	Nias	1.415	2	3	unsexed	1.123	Sumatra	GTL	Krzanowski 1967
Chiroptera	<i>Cynopterus titthaechilus</i>	Bengkalis	1.171	11	23	Both	1.054	Sumatra	HBL	Lyon 1908
Chiroptera	<i>Cynopterus titthaechilus</i>	Merbau	0.958	4	15	Female	0.986	Sumatra	HBL	Lyon 1908
Rodentia	<i>Dicrostonyx groenlandicus</i>	Barter	2.027	2	5	Both	2.027	Kaolak	body mass	Bee and Hall 1956
Didelphimorphia	<i>Didelphis marsupialis</i>	Coiba	1.164	4	10	Female	1.052	Chiriqui, Panama	HBL	Allen 1902
Didelphimorphia	<i>Didelphis marsupialis</i>	Puna	1.000	1	5	Male	1.000	Equador and Puna, Peru	HBL	Allen 1902
Didelphimorphia	<i>Didelphis marsupialis</i>	Trinidad	1.660	7	4	Both	1.184	Guyana and Venezuela	HBL	Allen 1902
Didelphimorphia	<i>Didelphis virginiana</i>	Cozumel	1.242	4	not reported (5 localities)	Both	1.075	Probably Yucatan	HBL	Merriam 1901

Order	Species	Island	common SR	island n	mainland n	sex	SR	Mainland	trait	Reference
Rodentia	<i>Dipodomys merriami/insularis</i>	San Jose	1.093	5	1	unsexed	1.030	Baja California	HBL	Merriam 1907
Rodentia	<i>Dipodomys merriami/margaritae</i>	Santa Margarita	0.754	3	1	unsexed	0.910	Baja California	HBL	Merriam 1907
Insectivora	<i>Echinosorex gymnura</i>	Tebing Tinggi	0.955	3	2	Female	0.985	Sumatra	HBL	Lyon 1908
Carnivora	<i>Eira barbara</i>	Trinidad	0.836	4	8	Both	0.942	S. America N. of 6N, 58-66W	CBL	Meiri et al. 2006
Rodentia	<i>Eliomys quercinus</i>	Corsica	0.806	1	3	Male	0.931	Italy	CBL	Miller 1912
Rodentia	<i>Eliomys quercinus</i>	Minorca	0.784	5	11	Male	0.922	Spain	CBL	Miller 1912
Rodentia	<i>Eliomys quercinus</i>	Sardinia	0.796	2	4	Female	0.927	Italy	CBL	Miller 1912
Rodentia	<i>Eliomys quercinus</i>	Sicily	1.090	11	7	Both	1.029	Italy	CBL	Miller 1912
Chiroptera	<i>Emballonura monticola</i>	Panebangan	1.040	3	9	Female	1.013	Borneo	HBL	Lyon 1911
Chiroptera	<i>Eonycteris spelaea</i>	Adonara	1.034	15	21	unsexed	1.011	Flores	GTL	Maharadatunkamsi et al. 2003
Chiroptera	<i>Eonycteris spelaea</i>	Alor	0.915	4	18	unsexed	0.971	Timor	GTL	Maharadatunkamsi et al. 2003
Chiroptera	<i>Eonycteris spelaea</i>	Bali	1.062	8	17	unsexed	1.020	Java	GTL	Maharadatunkamsi et al. 2003
Chiroptera	<i>Eonycteris spelaea</i>	Pantar	0.930	2	18	unsexed	0.976	Timor	GTL	Maharadatunkamsi et al. 2003
Chiroptera	<i>Eonycteris spelaea</i>	Rinca	1.025	2	21	unsexed	1.008	Flores	GTL	Maharadatunkamsi et al. 2003
Chiroptera	<i>Eonycteris spelaea</i>	Balambangan	0.908	5	2	Male	0.908	Banggi	body mass	Nor 1996
Chiroptera	<i>Eptesicus serotinus</i>	Sardinia	1.204	2	2	Both	1.064	Italy	CBL	Miller 1912
Chiroptera	<i>Eptesicus serotinus</i>	Ustica	0.897	1	4	Male	0.964	Italy	CBL	Miller 1912
Insectivora	<i>Erinaceus concolor</i>	Corfu	0.768	1	1	Male	0.916	Greece	CBL	Miller 1912
Insectivora	<i>Erinaceus concolor</i>	Crete	0.629	1	1	Male	0.857	Greece	CBL	Miller 1912
Insectivora	<i>Erinaceus europaeus</i>	Sardinia	0.895	1	1	Female	0.964	Italy	CBL	Miller 1912
Primates	<i>Eulemur fulvus</i>	Mayotte	1.032	not reported	not reported	unsexed	1.011	Madagascar	GTL	Albrecht et al. 1990
Primates	<i>Eulemur mongoz</i>	Anjouan	1.038	not reported	not reported	unsexed	1.013	Madagascar	GTL	Albrecht et al. 1990
Primates	<i>Eulemur mongoz</i>	Moheli	1.054	not reported	not reported	unsexed	1.018	Madagascar	GTL	Albrecht et al. 1990
Rodentia	<i>Exilisciurus exilis</i>	Banggi	1.087	4	6	Male	1.028	Borneo	HBL	Chasen and Kloss 1931
Carnivora	<i>Prionailurus bengalensis</i>	Bali	0.921	6	42	Both	0.973	Java	CBL	Meiri et al. 2006

Order	Species	Island	common SR	island n	mainland n	sex	SR	Mainland	trait	Reference
Carnivora	<i>Prionailurus bengalensis</i>	Hainan	0.786	8	6	Both	0.923	Asia, 15-25N, E. of 105E	CBL	Meiri et al. 2006
Carnivora	<i>Prionailurus bengalensis</i>	Palawan	0.872	6	14	Both	0.956	Borneo	CBL	Meiri et al. 2006
Carnivora	<i>Prionailurus bengalensis</i>	Pinang	0.641	1	6	Female	0.862	Malay Peninsula	CBL	Meiri et al. 2006
Carnivora	<i>Prionailurus bengalensis</i>	Singapore	0.852	2	6	Female	0.948	Malay Peninsula	CBL	Meiri et al. 2006
Carnivora	<i>Prionailurus bengalensis</i>	Taiwan	0.831	1	8	Male	0.940	China S. of 30N, E. of 110E	CBL	Meiri et al. 2006
Carnivora	<i>Prionailurus bengalensis</i>	Tebing tinggi	0.875	1	7	Female	0.956	Sumatra	GTL	Sody 1949
Carnivora	<i>Puma concolor</i>	Vancouver island	0.943	6	8	Male	0.943	S. BC.	body mass	Cowan and Guiget 1956
Carnivora	<i>Puma concolor</i>	Nootka	1.109	1	10	Male	1.035	Vancouver Island	CBL	Meiri et al. 2006
Carnivora	<i>Puma concolor</i>	Wrangell	1.226	1	2	Male	1.070	NW America W. of the Rockies, 47-55N	CBL	Meiri, unpublished data
Carnivora	<i>Oncifelis guigna</i>	Chiloe	0.969	1	5	Male	0.990	S. America 38.3-43S. W. of 72W	CBL	Meiri, unpublished data
Primates	<i>Galago alleni</i>	Bioko	1.483	not reported	not reported	unsexed	1.483	Cameroon	body mass	Bromham and Cardillo 2007
Primates	<i>Galagoides demidoff</i>	Bioko	0.819	not reported	not reported	unsexed	0.936	Guinea	HBL	Bromham and Cardillo 2007
Primates	<i>Galagoides zanzibaricus</i>	Zanzibar	0.828	not reported	not reported	unsexed	0.939	Tanzania, Kenya E. Africa 4-8S, E. of 37E	HBL	Bromham and Cardillo 2007
Carnivora	<i>Galerella sanguinea</i>	Zanzibar	0.715	1	1	Female	0.894	E. Africa 4-8S, E. of 37E	CBL	Meiri et al. 2006
Carnivora	<i>Genetta genetta</i>	Majorca	0.980	1	4	Male	0.993	Spain	CBL	Miller 1912
Carnivora	<i>Gulo gulo</i>	Mitkof	0.904	2	4	Both	0.967	NW America W. of the Rockies, 55-60N	CBL	Meiri et al. 2006
Carnivora	<i>Gulo gulo</i>	Vancouver Island	1.030	4	4	Both	1.010	NW America W. of the Rockies, 47-55N	CBL	Meiri et al. 2006
Carnivora	<i>Hemigalus derbyanus</i>	South Pagai	0.750	2	1	Female	0.909	Sumatra	HBL	Pocock 1933a
Carnivora	<i>Herpestes javanicus</i>	Hainan	0.856	10	24	Both	0.949	Asia, 15-25N, E. of 105E	CBL	Meiri et al. 2006
Carnivora	<i>Herpestes javanicus</i>	Madura	1.005	1	28	Male	1.002	Java	CBL	Meiri et al. 2006
Carnivora	<i>Herpestes urva</i>	Hainan	1.010	2	7	Both	1.003	Fukien	GTL	Allen 1938
Carnivora	<i>Herpestes urva</i>	Taiwan	0.823	15	10	Both	0.937	China S. of 30N, E.	CBL	Meiri et al. 2006

Order	Species	Island	common SR	island n	mainland n	sex	SR	Mainland of 110E	trait	Reference
Chiroptera	<i>Hipposideros cervinus</i>	Balambangan	1.019	18	2	Both	1.019	Banggi	body mass	Nor 1996
Chiroptera	<i>Hipposideros diadema</i>	Balambangan	1.042	4	7	Both	1.042	Banggi	body mass	Nor 1996
Chiroptera	<i>Hipposideros larvatus</i>	Panebangan	1.016	3	6	Both	1.005	Borneo	HBL	Lyon 1911
Primates	<i>Hylobates concolor</i>	Hainan	0.959	4	2	Both	0.959	Trung Khanh, Vietnam	body mass	Geissmann 1993
Primates	<i>Hylobates lar</i>	Singapore	1.042	3	11	Male	1.042	Malay Peninsula	body mass	Geissmann 1993
Rodentia	<i>Hylopetes spadiceus</i>	Terutau	1.111	4	12	unsexed	1.036	Malay Peninsula	HBL	Hill 1960
Rodentia	<i>Hystrix brachyura</i>	Hainan	0.928	2	5	unsexed	0.975	Fukien	GTL	Allen 1938
Rodentia	<i>Hystrix cristata</i>	Sicily	0.899	11	24	unsexed	0.965	Italy	GTL	Angelici et al. 2003
Peramelemorphia	<i>Isoodon obesulus</i>	Franklin	1.039	332	67	Both	1.039	Cranbourne Victoria	Body mass	Copley et al. 1990
Peramelemorphia	<i>Isoodon obesulus</i>	Kangaroo	1.021	1	2	Male	1.007	South Australia	Basal length	Wood-Jones 1924
Chiroptera	<i>Lasiurus cinereus</i>	Hawaii	0.570	74	39	Both	0.570	North America	body mass	Jacobs 1996
Rodentia	<i>Lemmus sibiricus</i>	Saint George	1.093	7	not reported	unsexed	1.030	Alaska	Body length	Foster 1963
Rodentia	<i>Lemmus sibiricus</i>	Nunivak	0.958	3	5	Both	0.986	Barrow	Skull length	Swarth 1931
Rodentia	<i>Leopoldamys sabanus</i>	De Lisle	1.077	1	33	unsexed	1.025	Malay Peninsula	HBL	Hill 1960
Rodentia	<i>Leopoldamys sabanus</i>	Langkawi	0.903	17	33	unsexed	0.967	Malay Peninsula	HBL	Hill 1960
Rodentia	<i>Leopoldamys sabanus</i>	Terutau	0.748	17	33	unsexed	0.908	Malay Peninsula	HBL	Hill 1960
Rodentia	<i>Leopoldamys sabanus</i>	Tioman	0.927	6	33	unsexed	0.975	Malay Peninsula	HBL	Hill 1960
Rodentia	<i>Leopoldamys sabanus</i>	Panebangan	0.890	1	1	Female	0.962	Borneo	HBL	Lyon 1911
Rodentia	<i>Leopoldamys sabanus</i>	Mansalar	0.948	5	4	Both	0.982	Sumatra	HBL	Miller 1903a
Rodentia	<i>Leopoldamys sabanus</i>	Tuangku	1.162	4	2	Male	1.051	Sumatra	HBL	Miller 1903a
Rodentia	<i>Leporillus conditor</i>	Franklin	1.498	6	6	Both	1.144	S. Australia	HBL	Wood-Jones 1924
Lagomorpha	<i>Lepus arcticus</i>	Clavering	1.196	1	1	unsexed	1.061	S. Greenland	GTL	Nelson 1934
Lagomorpha	<i>Lepus californicus</i>	Carmen	1.157	1	5	unsexed	1.050	Cape Region, Baja California Sur	HBL	Lawlor 1982
Lagomorpha	<i>Lepus californicus</i>	Espiritu Santo	1.258	5	5	unsexed	1.079	Cape Region, Baja California Sur	HBL	Lawlor 1982
Lagomorpha	<i>Lepus corsicanus</i>	Corsica	0.889	1	1	unsexed	0.961	Italy	CBL	Miller 1912
Lagomorpha	<i>Lepus corsicanus</i>	Sicily	0.821	1	1	unsexed	0.936	Italy	CBL	Miller 1912
Lagomorpha	<i>Lepus europaeus</i>	Isle of Man	0.905	1	1	Male	0.967	Britain	CBL	Miller 1912
Lagomorpha	<i>Lepus europaeus</i>	Sardinia	0.603	3	3	Both	0.845	Italy	CBL	Miller 1912

Order	Species	Island	common SR	island n	mainland n	sex	SR	Mainland	trait	Reference
Lagomorpha	<i>Lepus granatensis</i>	Majorca	0.886	4	9	Both	0.886	Iberia	Body mass	Palacios and Fernandez 1992
Lagomorpha	<i>Lepus sinensis</i>	Taiwan	0.898	3	1	Female	0.965	Yochow, China	Basal length	Jones and Johnson 1965
Carnivora	<i>Lontra canadensis</i>	Admiralty	1.041	2	4	Male	1.013	NW America W. of the Rockies, 55-60N	CBL	Meiri et al. 2006
Carnivora	<i>Lontra canadensis</i>	Baranof	0.968	16	6	Both	0.989	NW America W. of the Rockies, 55-60N	CBL	Meiri et al. 2006
Carnivora	<i>Lontra canadensis</i>	Cape Breton	1.031	3	46	Both	1.010	Canada S. of 52N, E. of 65W	CBL	Meiri et al. 2006
Carnivora	<i>Lontra canadensis</i>	Chichagof	0.993	14	6	Both	0.998	NW America W. of the Rockies, 55-60N	CBL	Meiri et al. 2006
Carnivora	<i>Lontra canadensis</i>	Graham	0.877	2	4	Both	0.957	NW America W. of the Rockies, 53-58N	CBL	Meiri et al. 2006
Carnivora	<i>Lontra canadensis</i>	Halleck	1.103	1	8	Male	1.033	Baranof	CBL	Meiri et al. 2006
Carnivora	<i>Lontra canadensis</i>	Krestof	1.068	1	4	Male	1.022	NW America W. of the Rockies, 55-60N	CBL	Meiri et al. 2006
Carnivora	<i>Lontra canadensis</i>	Kruzof	0.972	2	16	Both	0.991	Baranof	CBL	Meiri et al. 2006
Carnivora	<i>Lontra canadensis</i>	Kuiu	1.016	1	4	Male	1.005	NW America W. of the Rockies, 55-60N	CBL	Meiri et al. 2006
Carnivora	<i>Lontra canadensis</i>	Marble	1.025	1	4	Female	1.008	Prince of Wales	CBL	Meiri et al. 2006
Carnivora	<i>Lontra canadensis</i>	Montague	1.041	1	4	Female	1.013	NW America S. of 62N, 143-152W	CBL	Meiri et al. 2006
Carnivora	<i>Lontra canadensis</i>	Moresby	0.943	2	4	Both	0.981	NW America W. of the Rockies, 53-58N	CBL	Meiri et al. 2006
Carnivora	<i>Lontra canadensis</i>	Prince of Wales	0.979	10	6	Both	0.993	NW America W. of the Rockies, 55-60N	CBL	Meiri et al. 2006
Carnivora	<i>Lontra canadensis</i>	Vancouver Island	1.219	12	12	Both	1.068	NW America W. of the Rockies, 47-55N	CBL	Meiri et al. 2006
Carnivora	<i>Lontra canadensis</i>	Wrangell	0.977	2	2	Female	0.992	NW America W. of the Rockies, 55-60N	CBL	Meiri et al. 2006
Carnivora	<i>Lontra longicaudis</i>	Trinidad	1.369	1	1	Female	1.110	Guyana	CBL	Meiri, unpublished

Order	Species	Island	common SR	island n	mainland n	sex	SR	Mainland	trait	Reference data
Carnivora	<i>Lontra provocax</i>	Chiloe	0.833	1	1	Female	0.941	Chile, 40-44S	CBL	Meiri et al. 2006
Carnivora	<i>Lutra lutra</i>	South Uist	1.120	2	21	Both	1.039	Britain	CBL	Meiri et al. 2006
Carnivora	<i>Lutrogale perspicillata</i>	Langkawi	0.975	1	3	Female	0.992	Malay Peninsula	CBL	Meiri et al. 2006
Carnivora	<i>Lutrogale perspicillata</i>	Rumpea	1.191	1	3	Female	1.060	Malay Peninsula	CBL	Meiri et al. 2006
Carnivora	<i>Lutrogale perspicillata</i>	Singapore	1.140	1	1	Male	1.045	Malay Peninsula	CBL	Meiri et al. 2006
Carnivora	<i>Lutra sumatrana</i>	Laut	1.162	1	2	Female	1.051	Borneo	CBL	Meiri et al. 2006
Primates	<i>Macaca fascicularis</i>	Koh Kram	0.307	not reported	1	Male	0.675	Thailand, Cambodia	HBL	Bromham and Cardillo 2007
Primates	<i>Macaca fascicularis</i>	Banggi	1.953	1	1	Male	1.250	Borneo	HBL	Chasen and Kloss 1931
Primates	<i>Macaca fascicularis</i>	Aor	0.952	1	16	Male	0.984	Malay peninsula S. of 10 latitude	GTL	Fooden and Albrecht 1993
Primates	<i>Macaca fascicularis</i>	Ba	0.941	3	22	Both	0.980	Malay peninsula 8-14N	GTL	Fooden and Albrecht 1993
Primates	<i>Macaca fascicularis</i>	Bali	0.910	12	70	Both	0.969	Java	GTL	Fooden and Albrecht 1993
Primates	<i>Macaca fascicularis</i>	Bangka	0.885	109	34	Both	0.960	Sumatra S. of the equator	GTL	Fooden and Albrecht 1993
Primates	<i>Macaca fascicularis</i>	Batam	0.895	2	11	Female	0.964	Malay peninsula S. of 10 latitude	GTL	Fooden and Albrecht 1993
Primates	<i>Macaca fascicularis</i>	Bawean	1.013	5	70	Both	1.004	Java	GTL	Fooden and Albrecht 1993
Primates	<i>Macaca fascicularis</i>	Belitung	0.877	1	59	Male	0.957	Borneo	GTL	Fooden and Albrecht 1993
Primates	<i>Macaca fascicularis</i>	Bengkalis	0.727	1	16	Male	0.899	Malay peninsula S. of 10 latitude	GTL	Fooden and Albrecht 1993
Primates	<i>Macaca fascicularis</i>	Benua	0.916	1	63	Male	0.971	Borneo	GTL	Fooden and Albrecht 1993
Primates	<i>Macaca fascicularis</i>	Bintan	0.788	9	27	Both	0.924	Malay peninsula S. of 10 latitude	GTL	Fooden and Albrecht 1993
Primates	<i>Macaca fascicularis</i>	Bulan	1.031	2	27	Both	1.010	Malay peninsula S. of 10 latitude	GTL	Fooden and Albrecht 1993
Primates	<i>Macaca fascicularis</i>	Bunguran (Natuna)	0.877	1	59	Male	0.957	Borneo	GTL	Fooden and Albrecht 1993
Primates	<i>Macaca fascicularis</i>	Burau	1.228	1	16	Male	1.071	Malay peninsula S. of 10 latitude	GTL	Fooden and Albrecht 1993
Primates	<i>Macaca fascicularis</i>	Butang	0.937	1	16	Male	0.978	Malay peninsula S. of 10 latitude	GTL	Fooden and Albrecht 1993
Primates	<i>Macaca fascicularis</i>	Cagayan Sulu	0.870	1	59	Male	0.955	Borneo	GTL	Fooden and Albrecht 1993

Order	Species	Island	common SR	island n	mainland n	sex	SR	Mainland	trait	Reference
Primates	<i>Macaca fascicularis</i>	Con Son	0.931	5	22	Both	0.976	Malay peninsula 8-14N	GTL	Fooden and Albrecht 1993
Primates	<i>Macaca fascicularis</i>	Durian	0.909	1	16	Male	0.969	Malay peninsula S. of 10 latitude	GTL	Fooden and Albrecht 1993
Primates	<i>Macaca fascicularis</i>	Galang	1.070	1	16	Male	1.023	Malay peninsula S. of 10 latitude	GTL	Fooden and Albrecht 1993
Primates	<i>Macaca fascicularis</i>	Karimata	0.960	2	59	Male	0.986	Borneo	GTL	Fooden and Albrecht 1993
Primates	<i>Macaca fascicularis</i>	Karimon	0.847	3	11	Female	0.946	Malay peninsula S. of 10 latitude	GTL	Fooden and Albrecht 1993
Primates	<i>Macaca fascicularis</i>	Karimunjawa	1.074	3	70	Both	1.024	Java	GTL	Fooden and Albrecht 1993
Primates	<i>Macaca fascicularis</i>	Katchall	1.724	1	25	Male	1.199	Sumatra	GTL	Fooden and Albrecht 1993
Primates	<i>Macaca fascicularis</i>	Kathema	1.046	1	6	Male	1.015	Malay peninsula 10-14 N.	GTL	Fooden and Albrecht 1993
Primates	<i>Macaca fascicularis</i>	Kemujan	1.036	1	34	Female	1.012	Java	GTL	Fooden and Albrecht 1993
Primates	<i>Macaca fascicularis</i>	Koh Phangan	1.015	2	11	Female	1.005	Malay peninsula S. of 10 latitude	GTL	Fooden and Albrecht 1993
Primates	<i>Macaca fascicularis</i>	Koh Samui	0.988	2	16	Male	0.996	Malay peninsula S. of 10 latitude	GTL	Fooden and Albrecht 1993
Primates	<i>Macaca fascicularis</i>	Kundur	0.824	3	27	Both	0.937	Malay peninsula S. of 10 latitude	GTL	Fooden and Albrecht 1993
Primates	<i>Macaca fascicularis</i>	Kut	0.697	6	22	Both	0.886	Malay peninsula 8-14N	GTL	Fooden and Albrecht 1993
Primates	<i>Macaca fascicularis</i>	Lagong	0.856	1	59	Male	0.949	Borneo	GTL	Fooden and Albrecht 1993
Primates	<i>Macaca fascicularis</i>	Laut	0.953	1	59	Male	0.984	Borneo	GTL	Fooden and Albrecht 1993
Primates	<i>Macaca fascicularis</i>	Mapur	0.993	1	16	Male	0.998	Malay peninsula S. of 10 latitude	GTL	Fooden and Albrecht 1993
Primates	<i>Macaca fascicularis</i>	Maratua	1.263	2	122	Both	1.081	Borneo	GTL	Fooden and Albrecht 1993
Primates	<i>Macaca fascicularis</i>	Mata Siri	1.162	2	63	Male	1.051	Borneo	GTL	Fooden and Albrecht 1993
Primates	<i>Macaca fascicularis</i>	Na Ka Yai	1.125	1	11	Female	1.040	Malay peninsula S. of 10 latitude	GTL	Fooden and Albrecht 1993
Primates	<i>Macaca fascicularis</i>	Nguwal	0.975	1	11	Female	0.992	Malay peninsula S. of 10 latitude	GTL	Fooden and Albrecht 1993
Primates	<i>Macaca fascicularis</i>	Nias	0.958	10	34	Both	0.986	Sumatra	GTL	Fooden and Albrecht 1993
Primates	<i>Macaca fascicularis</i>	Padang	0.689	1	16	Male	0.883	Malay peninsula S.	GTL	Fooden and

Order	Species	Island	common SR	island n	mainland n	sex	SR	Mainland of 10 latitude	trait	Reference
Primates	<i>Macaca fascicularis</i>	Palawan	1.211	8	122	Both	1.066	Borneo	GTL	Fooden and Albrecht 1993
Primates	<i>Macaca fascicularis</i>	Pemanggil	0.982	1	16	Male	0.994	Malay peninsula S. of 10 latitude	GTL	Fooden and Albrecht 1993
Primates	<i>Macaca fascicularis</i>	Phi Phi Don	1.219	3	27	Both	1.068	Malay peninsula S. of 10 latitude	GTL	Fooden and Albrecht 1993
Primates	<i>Macaca fascicularis</i>	Pinang	0.946	2	27	Both	0.982	Malay peninsula S. of 10 latitude	GTL	Fooden and Albrecht 1993
Primates	<i>Macaca fascicularis</i>	Pintu Gedong	0.813	2	16	Male	0.933	Malay peninsula S. of 10 latitude	GTL	Fooden and Albrecht 1993
Primates	<i>Macaca fascicularis</i>	Rang Yai	1.185	1	11	Female	1.058	Malay peninsula S. of 10 latitude	GTL	Fooden and Albrecht 1993
Primates	<i>Macaca fascicularis</i>	Saint Matthew	1.325	1	6	Female	1.098	Malay peninsula 8-12 N.	GTL	Fooden and Albrecht 1993
Primates	<i>Macaca fascicularis</i>	Sebatik	0.894	1	63	Female	0.963	Borneo	GTL	Fooden and Albrecht 1993
Primates	<i>Macaca fascicularis</i>	Serutu	0.931	1	59	Male	0.976	Borneo	GTL	Fooden and Albrecht 1993
Primates	<i>Macaca fascicularis</i>	Siantan	1.079	2	59	Male	1.026	Borneo	GTL	Fooden and Albrecht 1993
Primates	<i>Macaca fascicularis</i>	Singapore	0.975	5	27	Both	0.992	Malay peninsula S. of 10 latitude	GTL	Fooden and Albrecht 1993
Primates	<i>Macaca fascicularis</i>	Sirhassen	1.058	1	59	Male	1.019	Borneo	GTL	Fooden and Albrecht 1993
Primates	<i>Macaca fascicularis</i>	Subi-Kecil	1.021	2	122	Both	1.007	Borneo	GTL	Fooden and Albrecht 1993
Primates	<i>Macaca fascicularis</i>	Sugi	0.866	1	16	Male	0.953	Malay peninsula S. of 10 latitude	GTL	Fooden and Albrecht 1993
Primates	<i>Macaca fascicularis</i>	Tana Bala	0.740	1	54	Male	0.904	Sumatra	GTL	Fooden and Albrecht 1993
Primates	<i>Macaca fascicularis</i>	Tana Masa	0.640	1	54	Male	0.862	Sumatra	GTL	Fooden and Albrecht 1993
Primates	<i>Macaca fascicularis</i>	Telibon	1.200	2	16	Male	1.063	Malay peninsula S. of 10 latitude	GTL	Fooden and Albrecht 1993
Primates	<i>Macaca fascicularis</i>	Terutau	1.021	7	27	Both	1.007	Malay peninsula S. of 10 latitude	GTL	Fooden and Albrecht 1993
Primates	<i>Macaca fascicularis</i>	Tinggi	1.175	1	16	Male	1.055	Malay peninsula S. of 10 latitude	GTL	Fooden and Albrecht 1993
Primates	<i>Macaca fascicularis</i>	Tioman	0.855	8	27	Both	0.949	Malay peninsula S. of 10 latitude	GTL	Fooden and Albrecht 1993
Primates	<i>Macaca fascicularis</i>	Wai	0.807	1	59	Female	0.931	Borneo	GTL	Fooden and Albrecht 1993

Order	Species	Island	common SR	island n	mainland n	sex	SR	Mainland	trait	Reference
Primates	<i>Macaca fascicularis</i>	Yao Noi	1.349	1	16	Male	1.105	Malay peninsula S. of 10 latitude	GTL	Fooden and Albrecht 1993
Primates	<i>Macaca fascicularis</i>	Lasia	1.017	2	2	Male	1.006	Sumatra	HBL	Miller 1903a
Primates	<i>Macaca fascicularis</i>	Mansalar	0.919	1	2	Male	0.972	Sumatra	HBL	Miller 1903a
Primates	<i>Macaca fascicularis</i>	Simeulue	1.179	5	2	Male	1.056	Sumatra	HBL	Miller 1903a
Primates	<i>Macaca fascicularis</i>	Tuangku	0.815	3	2	Male	0.934	Sumatra	HBL	Miller 1903a
Primates	<i>Macaca fascicularis</i>	King	0.702	1	2	Male	0.889	Tenasserim	HBL	Pocock 1939
Primates	<i>Macaca fascicularis</i>	Little Nicobar	0.723	3	4	Both	0.897	Tenasserim	HBL	Pocock 1939 Bromham and
Primates	<i>Macaca fuscata</i>	Yakushima	0.780	not reported	not reported	Both	0.780	Kyushu (Japan)	body mass	Cardillo 2007
Primates	<i>Macaca mulatta</i>	Hainan	0.779	4	2	Both	0.920	Yunnan	CBL	Allen 1938
Primates	<i>Macaca nemestrina</i>	Andaman	1.154	1	1	Female	1.049	Tenasserim	CBL	Pocock 1939
Primates	<i>Macaca nemestrina</i>	Chance	0.793	2	3	Male	0.793	Tenasserim	body mass	Pocock 1939 Bromham and
Primates	<i>Macaca nigra</i>	Lembeh	0.935	1	not reported	Male	0.978	Sulawesi	HBL	Cardillo 2007 Bromham and
Primates	<i>Macaca ochreata</i>	Buton	0.865	not reported	not reported	Male	0.953	Sulawesi	HBL	Cardillo 2007
Chiroptera	<i>Macroglossus minimus</i>	Malawali	1.074	12	5	Both	1.074	Banggi	body mass	Nor 1996
Chiroptera	<i>Macroglossus minimus</i>	Molleangen	1.167	2	1	Male	1.167	Banggi	body mass	Nor 1996
Diprotodontia	<i>Macropus eugenii</i>	Abrolhos	0.809	not reported	90	Both	0.932	SW Australia	Zygomatic width	Poole et al. 1991
Diprotodontia	<i>Macropus eugenii</i>	Garden	0.952	not reported	90	Both	0.984	SW Australia	Zygomatic width	Poole et al. 1991
Diprotodontia	<i>Macropus eugenii</i>	Kangaroo	1.431	not reported	46	Both	1.127	SW Australia	Zygomatic width	Poole et al. 1991
Rodentia	<i>Makalata armata</i>	Trinidad	0.839	3	1	unsexed	0.943	Guyana	Basal length	Allen and Chapman 1898 Bromham and
Primates	<i>Mandrillus leucophaeus</i>	Bioko	0.809	not reported	not reported	unsexed	0.932	Cameroon, Gabon	GTL	Cardillo 2007
Pholidota	<i>Manis pentadactyla</i>	Hainan	1.384	8	6	Both	1.114	Fukien	CBL	Allen 1938
Didelphimorphia	<i>Marmosa robinsoni</i>	Grenada	1.000	1	3	Female	1.000	Venezuela	HBL	Tate 1933
Didelphimorphia	<i>Marmosa robinsoni</i>	Margarita	1.476	2	11	Male	1.139	Venezuela	HBL	Tate 1933
Didelphimorphia	<i>Marmosa robinsoni</i>	San Miguel	1.650	4	14	Both	1.182	Venezuela	HBL	Tate 1933
Didelphimorphia	<i>Marmosa robinsoni</i>	Taboga	1.099	1	11	Male	1.032	Venezuela	HBL	Tate 1933
Didelphimorphia	<i>Marmosa robinsoni</i>	Tobago	0.923	1	9	Male	0.974	Venezuela	Basal length	Tate 1933
Didelphimorphia	<i>Marmosa robinsoni</i>	Trinidad	1.629	4	14	Both	1.177	Venezuela	HBL	Tate 1933

Order	Species	Island	common SR	island n	mainland n	sex	SR	Mainland	trait	Reference
Didelphimorphia	<i>Marmosops fuscatus</i>	Trinidad	1.184	2	3	Male	1.058	Venezuela	HBL	Tate 1933
Rodentia	<i>Marmota vancouverensis/caligata</i>	Vancouver Island	0.703	10	4	Both	0.889	BC NW America W. of the Rockies, 47- 55N	HBL	Cowan and Guiget 1956
Carnivora	<i>Martes americana</i>	Gilford	0.962	4	45	Male	0.987	NW America W. of the Rockies, 53- 58N	CBL	Meiri et al. 2006
Carnivora	<i>Martes americana</i>	Graham	1.017	2	39	Both	1.005	NW America W. of the Rockies, 55- 60N	CBL	Meiri et al. 2006
Carnivora	<i>Martes americana</i>	Kupreanof	1.004	2	10	Male	1.001	Moresby NW America W. of the Rockies, 55- 60N	CBL	Meiri et al. 2006
Carnivora	<i>Martes americana</i>	Louise	0.996	16	50	Both	0.999	NW America W. of the Rockies, 55- 60N	CBL	Meiri et al. 2006
Carnivora	<i>Martes americana</i>	Mitkof	0.683	1	1	Male	0.683	NW America W. of the Rockies, 53- 58N	CBL	Meiri et al. 2006
Carnivora	<i>Martes americana</i>	Moresby	1.051	50	39	Both	1.017	NW America W. of the Rockies, 55- 60N	CBL	Meiri et al. 2006
Carnivora	<i>Martes americana</i>	Revillagigedo	0.889	13	20	Both	0.962	NW America W. of the Rockies, 55- 60N	CBL	Meiri et al. 2006
Carnivora	<i>Martes americana</i>	Admiralty	1.270	1	1	Male	1.270	NW America W. of the Rockies, 55- 60N	body mass Skinned	Meiri, unpublished data
Carnivora	<i>Martes americana</i>	Vancouver Island	1.118	400	60	Both	1.118	South BC Coast China S. of 30N, E. of 110E	carcass mass	Nagorsen 1994
Carnivora	<i>Martes flavigula</i>	Taiwan	0.824	3	4	Both	0.938	Peloponesus	CBL	Meiri et al. 2006
Carnivora	<i>Martes foina</i>	Crete	0.772	2	1	Male	0.917	Jutland	CBL	Meiri et al. 2006
Carnivora	<i>Martes foina</i>	Fyn	1.009	28	8	Both	1.003	Spain S. of 41N, W. of 2W	CBL	Meiri et al. 2006
Carnivora	<i>Martes foina</i>	Ibiza	1.024	1	1	Female	1.008	Jutland	CBL	Meiri et al. 2006
Carnivora	<i>Martes foina</i>	Lolland	1.015	3	8	Both	1.005	Jutland	CBL	Meiri et al. 2006
Carnivora	<i>Martes foina</i>	Sjaelland	0.950	21	8	Both	0.983	Jutland	CBL	Meiri et al. 2006
Carnivora	<i>Martes martes</i>	Minorca	1.053	38	94	Both	1.017	Italy S. of 43N	CBL	Lopez-Martin et al. 2006
Carnivora	<i>Martes martes</i>	Sardinia	1.038	3	7	Both	1.012	Jutland	CBL	Meiri et al. 2006
Carnivora	<i>Martes martes</i>	Sjaelland	0.988	14	9	Both	0.996	Italy	CBL	Meiri et al. 2006
Carnivora	<i>Martes martes</i>	Majorca	0.944	1	2	Female	0.981		CBL	Miller 1912

Order	Species	Island	common SR	island n	mainland n	sex	SR	Mainland	trait	Reference
Carnivora	<i>Martes melampus</i>	Kyushu	0.881	3	115	Both	0.958	Honshu	CBL	Meiri et al. 2006
Carnivora	<i>Martes melampus</i>	Sado	1.118	2	78	Male	1.038	Honshu	CBL	Meiri et al. 2006
Carnivora	<i>Martes melampus</i>	Tsushima	1.000	1	1	Male	1.000	Kyushu	body mass	Meiri, unpublished data
Rodentia	<i>Mastomys hildebrandtii</i>	Betanti	0.468	9	85	Both	0.468	Senegal (2 sites)	body mass	Ganem et al. 1995
Rodentia	<i>Mastomys hildebrandtii</i>	Terema	1.277	24	9	Both	1.277	Betanti Satahip, Cape Liant, SW Siam	body mass	Ganem et al. 1995
Rodentia	<i>Maxomys rajah</i>	Koh Kram	0.669	6	6	Both	0.874	Borneo	HBL	Kloss 1919
Rodentia	<i>Maxomys rajah</i>	Bawal	1.008	17	20	Both	1.003	Borneo	HBL	Lyon 1911
Rodentia	<i>Maxomys rajah</i>	Datu	1.331	6	20	Both	1.100	Borneo	HBL	Lyon 1911
Rodentia	<i>Maxomys surifer</i>	Banggi	1.254	2	6	Male	1.078	Borneo	HBL	Chasen and Kloss 1931
Rodentia	<i>Maxomys surifer</i>	Aor	1.234	4	96	unsexed	1.073	Malay Peninsula	HBL	Hill 1960
Rodentia	<i>Maxomys surifer</i>	Batam	1.216	9	96	unsexed	1.067	Malay Peninsula	HBL	Hill 1960
Rodentia	<i>Maxomys surifer</i>	Bintan	1.328	3	96	unsexed	1.099	Malay Peninsula	HBL	Hill 1960
Rodentia	<i>Maxomys surifer</i>	Dayang	1.060	5	96	unsexed	1.019	Malay Peninsula	HBL	Hill 1960
Rodentia	<i>Maxomys surifer</i>	De Lisle	0.917	5	96	unsexed	0.972	Malay Peninsula	HBL	Hill 1960
Rodentia	<i>Maxomys surifer</i>	Karimon	1.043	4	96	unsexed	1.014	Malay Peninsula	HBL	Hill 1960
Rodentia	<i>Maxomys surifer</i>	Koh Boi	0.697	4	96	unsexed	0.887	Malay Peninsula	HBL	Hill 1960
Rodentia	<i>Maxomys surifer</i>	Koh Muk	0.995	14	96	unsexed	0.998	Malay Peninsula	HBL	Hill 1960
Rodentia	<i>Maxomys surifer</i>	Koh Phangan	0.816	4	96	unsexed	0.935	Malay Peninsula	HBL	Hill 1960
Rodentia	<i>Maxomys surifer</i>	Koh Phuket	0.602	13	96	unsexed	0.844	Malay Peninsula	HBL	Hill 1960
Rodentia	<i>Maxomys surifer</i>	Koh Pipidon	1.162	9	96	unsexed	1.051	Malay Peninsula	HBL	Hill 1960
Rodentia	<i>Maxomys surifer</i>	Koh Rah	1.011	10	96	unsexed	1.004	Malay Peninsula	HBL	Hill 1960
Rodentia	<i>Maxomys surifer</i>	Koh Samui	0.844	5	96	unsexed	0.945	Malay Peninsula	HBL	Hill 1960
Rodentia	<i>Maxomys surifer</i>	Koh Yam Yai	0.933	5	96	unsexed	0.977	Malay Peninsula	HBL	Hill 1960
Rodentia	<i>Maxomys surifer</i>	Kundur	1.328	7	96	unsexed	1.099	Malay Peninsula	HBL	Hill 1960
Rodentia	<i>Maxomys surifer</i>	Langkawi	0.873	33	96	unsexed	0.956	Malay Peninsula	HBL	Hill 1960
Rodentia	<i>Maxomys surifer</i>	Little Karimon	1.076	8	96	unsexed	1.025	Malay Peninsula	HBL	Hill 1960
Rodentia	<i>Maxomys surifer</i>	Lontar	0.636	9	96	unsexed	0.860	Malay Peninsula	HBL	Hill 1960
Rodentia	<i>Maxomys surifer</i>	Mapur	1.093	11	96	unsexed	1.030	Malay Peninsula	HBL	Hill 1960
Rodentia	<i>Maxomys surifer</i>	Panjang	0.613	12	96	unsexed	0.850	Malay Peninsula	HBL	Hill 1960
Rodentia	<i>Maxomys surifer</i>	Pemanggil	1.367	7	96	unsexed	1.110	Malay Peninsula	HBL	Hill 1960

Order	Species	Island	common SR	island n	mainland n	sex	SR	Mainland	trait	Reference
Rodentia	<i>Maxomys surifer</i>	Singapore	0.830	7	96	unsexed	0.940	Malay Peninsula	HBL	Hill 1960
Rodentia	<i>Maxomys surifer</i>	Sireh	0.697	2	96	unsexed	0.887	Malay Peninsula	HBL	Hill 1960
Rodentia	<i>Maxomys surifer</i>	Telibon	0.762	8	96	unsexed	0.913	Malay Peninsula	HBL	Hill 1960
Rodentia	<i>Maxomys surifer</i>	Terutau	1.011	26	96	unsexed	1.004	Malay Peninsula	HBL	Hill 1960
Rodentia	<i>Maxomys surifer</i>	Tioman	1.110	7	96	unsexed	1.035	Malay Peninsula	HBL	Hill 1960
Rodentia	<i>Maxomys surifer</i>	Balambangan	1.166	15	22	Both	1.166	Banggi	body mass	Nor 1996
Rodentia	<i>Maxomys surifer</i>	Malawali	0.992	5	22	Both	0.992	Banggi	body mass	Nor 1996
Rodentia	<i>Maxomys whiteheadi</i>	Banggi	1.039	7	10	Both	1.013	Borneo	HBL	Chasen and Kloss 1931
Rodentia	<i>Maxomys whiteheadi</i>	Padang	0.913	4	18	Male	0.970	Sumatra	HBL	Lyon 1908
Rodentia	<i>Maxomys whiteheadi</i>	Rupat	1.190	6	23	Both	1.060	Sumatra	HBL	Lyon 1908
Rodentia	<i>Maxomys whiteheadi</i>	Bawal	1.260	8	27	Both	1.080	Borneo	HBL	Lyon 1911
Rodentia	<i>Maxomys whiteheadi</i>	Sebuku	1.235	6	27	Both	1.073	Borneo	HBL	Lyon 1911
Rodentia	<i>Maxomys whiteheadi</i>	Balambangan	1.311	18	20	Both	1.311	Banggi	body mass	Nor 1996
Rodentia	<i>Maxomys whiteheadi</i>	Malawali	1.106	20	20	Both	1.106	Banggi	body mass	Nor 1996
Artiodactyla	<i>Mazama americana</i>	Trinidad	1.214	2	7	Both	1.067	Guyana, Colombia and Venezuela	CBL	Allen 1915a
Chiroptera	<i>Megaderma spasma</i>	Bawal	1.033	4	4	Both	1.011	Borneo	HBL	Lyon 1911
Chiroptera	<i>Megaderma spasma</i>	Lamukotan	0.812	3	4	Both	0.933	Borneo	HBL	Lyon 1911
Carnivora	<i>Meles meles</i>	Crete	0.764	1	1	Male	0.914	Turkey W. of 32E	CBL	Meiri et al. 2006
Carnivora	<i>Meles meles</i>	Fyn	1.056	3	108	Both	1.018	Jutland	CBL	Meiri et al. 2006
Carnivora	<i>Meles meles</i>	Kyushu	0.920	1	4	Male	0.973	Honshu	CBL	Meiri et al. 2006
Carnivora	<i>Meles meles</i>	Lolland	0.980	6	108	Both	0.993	Jutland	CBL	Meiri et al. 2006
Carnivora	<i>Meles meles</i>	Shikoku	0.995	2	4	Male	0.998	Honshu	CBL	Meiri et al. 2006
Carnivora	<i>Meles meles</i>	Sjaelland	1.027	31	108	Both	1.009	Jutland	CBL	Meiri et al. 2006
Carnivora	<i>Melogale moschata</i>	Hainan	0.942	14	12	Both	0.980	Fukien	GTL	Allen 1938
Carnivora	<i>Melogale moschata</i>	Taiwan	0.938	50	12	Both	0.979	China S. of 30N, E. of 110E	CBL	Meiri et al. 2006
Rodentia	<i>Micromys minutus</i>	Cheju Do	1.320	1	7	unsexed	1.097	W. central Korea	HBL	Jones and Johnson 1965
Rodentia	<i>Microtus agrestis</i>	Anglesey	0.817	1	2	Male	0.935	Britain	CBL	Miller 1912
Rodentia	<i>Microtus agrestis</i>	North Uist	1.206	5	8	Both	1.065	Britain	CBL	Miller 1912
Rodentia	<i>Microtus agrestis</i>	South Uist	1.208	1	2	Male	1.065	Britain	CBL	Miller 1912

Order	Species	Island	common SR	island n	mainland n	sex	SR	Mainland	trait	Reference
Rodentia	<i>Microtus arvalis</i>	Westray	0.846	36	38	unsexed	0.946	Orkney Mainland Telegraph Creek	M1 length	Corbet 1986
Rodentia	<i>Microtus longicaudus</i>	Kupreanof	0.759	1	6	Male	0.912	BC	HBL	Allen 1903
Rodentia	<i>Microtus longicaudus</i>	Coronation	1.616	5	11	Male	1.174	Prince of Wales Bradfield canal and	HBL	Swarth 1911
Rodentia	<i>Microtus longicaudus</i>	Prince of Wales	0.885	11	5	unsexed	0.960	Thomas bay	HBL	Swarth 1911
Rodentia	<i>Microtus oeconomus</i>	Baranof	0.755	1	1	Male	0.911	Yakutat bay	Basal length	Bailey 1900
Rodentia	<i>Microtus oeconomus</i>	Kodiak	1.000	1	1	Male	1.000	Yakutat bay	Basal length	Bailey 1900
Rodentia	<i>Microtus pennsylvanicus</i>	Block	1.055	33	17	unsexed	1.018	Hunter, New York Mackenzie river	HBL	Chamberlain 1954
Rodentia	<i>Microtus pennsylvanicus</i>	Richards	1.260	6	7	unsexed	1.080	delta	body length	Foster 1963
Rodentia	<i>Microtus pennsylvanicus/breweri</i>	Muskeget	1.208	50	50	Male	1.208	"nearby mainland"	body mass	Tamarin 1978
Rodentia	<i>Microtus savii</i>	Sicily	1.031	2	10	Both	1.010	Italy N. Vancouver	CBL	Miller 1912 Cowan and Guiget 1956
Rodentia	<i>Microtus townsendii</i>	Triangle	1.154	18	10	unsexed	1.049	Island	HBL	Cowan and Guiget 1956
Rodentia	<i>Microtus townsendii</i>	Vancouver Island	1.000	11	20	unsexed	1.000	S. BC.	HBL	Cowan and Guiget 1956
Chiroptera	<i>Miniopterus australis</i>	Balambangan	1.135	20	2	Both	1.135	Banggi	body mass	Nor 1996 Iliopoulou- Georgudaki 1986
Chiroptera	<i>Miniopterus schreibersi</i>	Lesvos	1.008	76	10	Female	1.003	Serres	CBL	Miller 1912
Chiroptera	<i>Miniopterus schreibersi</i>	Elba	1.043	2	5	Both	1.014	Italy	CBL	Miller 1912
Chiroptera	<i>Miniopterus schreibersi</i>	Majorca	0.915	3	2	Male	0.971	Spain	CBL	Miller 1912
Chiroptera	<i>Miniopterus schreibersi</i>	Minorca	0.941	2	4	Both	0.980	Spain	CBL	Miller 1912
Chiroptera	<i>Miniopterus schreibersi</i>	Sardinia	1.098	5	5	Both	1.032	Italy	CBL	Miller 1912
Chiroptera	<i>Miniopterus schreibersi</i>	Sicily	1.065	2	2	Male	1.021	Italy	CBL	Miller 1912
Insectivora	<i>Mogera insularis</i>	Hainan	1.678	5	7	unsexed	1.188	Chunganhsien	HBL	Allen 1938
Insectivora	<i>Mogera minor</i>	Shikoku	0.861	4	3	unsexed	0.951	Honshu	GTL	Abe 1996
Insectivora	<i>Mogera wogura</i>	Kyushu	0.928	67	32	unsexed	0.976	Honshu	GTL	Abe 1996
Insectivora	<i>Mogera wogura</i>	Shikoku	1.090	14	32	unsexed	1.029	Honshu	GTL	Abe 1996
Insectivora	<i>Mogera wogura</i>	Tanegashima	0.823	18	67	unsexed	0.937	Kyushu	GTL	Abe 1996
Insectivora	<i>Mogera wogura</i>	Tsushima	0.828	8	32	unsexed	0.939	Honshu	GTL	Abe 1996
Insectivora	<i>Mogera wogura</i>	Yakushima	0.882	17	67	unsexed	0.959	Kyushu	GTL	Abe 1996
Artiodactyla	<i>Muntiacus muntjak</i>	Hainan	0.748	3	4	Both	0.908	Yunnan	CBL	Allen 1938
Rodentia	<i>Mus musculus</i>	Hainan	1.054	5	4	unsexed	1.018	Yunnan	GTL	Allen 1938

Order	Species	Island	common SR	island n	mainland n	sex	SR	Mainland	trait	Reference
Rodentia	<i>Mus musculus</i>	Isle of May	0.952	43	533	Male	0.952	E. Lothian, Cold stores & E. Neuk Broomhill & Pembrokeshire	body mass	Berry 1964
Rodentia	<i>Mus musculus</i>	Skokholm	1.194	135	145	Male	1.194		body mass	Berry 1964
Rodentia	<i>Mus musculus</i>	Fugloy	0.967	42	25	Both	0.967	Streymoy	Body mass	Berry et al. 1978
Rodentia	<i>Mus musculus</i>	Hestur	1.104	40	25	Both	1.104	Streymoy	Body mass	Berry et al. 1978
Rodentia	<i>Mus musculus</i>	Mykines	1.369	13	25	Both	1.369	Streymoy	Body mass	Berry et al. 1978
Rodentia	<i>Mus musculus</i>	Nolsoy	1.262	42	25	Both	1.262	Streymoy	Body mass	Berry et al. 1978
Rodentia	<i>Mus musculus</i>	Sandoy	1.272	49	25	Both	1.272	Streymoy	Body mass	Berry et al. 1978
Rodentia	<i>Mus musculus</i>	Cheju Do	0.985	2	10	unsexed	0.995	W. central Korea	GTL	Jones and Johnson 1965
Rodentia	<i>Mus musculus</i>	Corsica	1.216	1	4	Male	1.067	Italy	CBL	Miller 1912
Rodentia	<i>Mus musculus</i>	Saint Kilda	1.251	7	5	Both	1.077	Britain	CBL	Miller 1912
Rodentia	<i>Mus musculus</i>	Sicily	0.956	18	15	Both	0.985	Italy	CBL	Miller 1912
Rodentia	<i>Mus musculus</i>	Hachijo	0.970	26	73	unsexed	0.970	S. Honshu	body mass	Takada et al. 1999
Rodentia	<i>Mus musculus</i>	Kozu	0.959	22	73	unsexed	0.959	S. Honshu	body mass	Takada et al. 1999
Rodentia	<i>Mus musculus</i>	Miyake	0.921	15	73	unsexed	0.921	S. Honshu	body mass	Takada et al. 1999
Rodentia	<i>Mus musculus</i>	Nijijima	0.865	29	73	unsexed	0.865	S. Honshu	body mass	Takada et al. 1999
Rodentia	<i>Mus musculus</i>	Oshima	0.882	16	73	unsexed	0.882	S. Honshu	body mass	Takada et al. 1999
Rodentia	<i>Mus spretus</i>	Majorca	0.955	2	18	Both	0.985	Spain	CBL	Miller 1912
Rodentia	<i>Mus spretus</i>	Minorca	1.028	1	11	Male	1.009	Spain	CBL	Miller 1912
Carnivora	<i>Mustela erminea</i>	Vancouver island	0.859	8	10	Male	0.950	SW BC	HBL	Cowan and Guiget 1956
Carnivora	<i>Mustela erminea</i>	Wrangell	0.905	2	34	Both	0.967	Alaska panhandle NW America W. of the Rockies, 55-60N	Basal length	Hall 1951
Carnivora	<i>Mustela erminea</i>	Admiralty	0.978	26	46	Both	0.993	kodiak	CBL	Meiri et al. 2006
Carnivora	<i>Mustela erminea</i>	Afognak	0.919	1	14	Male	0.972	NW America W. of the Rockies, 55-60N	CBL	Meiri et al. 2006
Carnivora	<i>Mustela erminea</i>	Baranof	0.897	4	31	Male	0.964	Alaska N. of 69N, 142-146W	CBL	Meiri et al. 2006
Carnivora	<i>Mustela erminea</i>	Barter	1.002	1	6	Male	1.001	Canada S. of 52N, E. of 65W	CBL	Meiri et al. 2006
Carnivora	<i>Mustela erminea</i>	Cape Breton	0.968	13	7	Both	0.989	Quebe, S. of 54N, W of 79W	CBL	Meiri et al. 2006
Carnivora	<i>Mustela erminea</i>	Charlton	1.149	1	1	Male	1.047		CBL	Meiri et al. 2006

Order	Species	Island	common SR	island n	mainland n	sex	SR	Mainland	trait	Reference
Carnivora	<i>Mustela erminea</i>	Falster	0.932	2	39	Both	0.977	Sjaelland	CBL	Meiri et al. 2006
Carnivora	<i>Mustela erminea</i>	Fyn	0.977	10	14	Both	0.992	Jutland	CBL	Meiri et al. 2006
Carnivora	<i>Mustela erminea</i>	Islay	0.997	9	147	Both	0.999	Britain	CBL	Meiri et al. 2006
Carnivora	<i>Mustela erminea</i>	Jersey	0.813	4	2	Both	0.933	France N. of 46N W. of Greenwich	CBL	Meiri et al. 2006
Carnivora	<i>Mustela erminea</i>	Kodiak	0.853	18	22	Both	0.948	Alaska S. of 61N, 150-160W	CBL	Meiri et al. 2006
Carnivora	<i>Mustela erminea</i>	Lolland	0.908	1	8	Male	0.968	Jutland	CBL	Meiri et al. 2006
Carnivora	<i>Mustela erminea</i>	Mitkof	1.134	2	1	Female	1.134	mass NW America W. of the Rockies, 53- 58N	Meiri, unpublished data	Meiri et al. 2006
Carnivora	<i>Mustela erminea</i>	Moresby	0.937	2	32	Both	0.979	NW America W. of the Rockies, 55- 60N	CBL	Meiri et al. 2006
Carnivora	<i>Mustela erminea</i>	Prince of Wales	0.922	6	3	Both	0.922	NW America W. of the Rockies, 55- 60N	Meiri, unpublished data	Meiri et al. 2006
Carnivora	<i>Mustela erminea</i>	Revillagigedo	0.796	1	31	Male	0.927	NW America W. of the Rockies, 55- 60N	CBL	Meiri et al. 2006
Carnivora	<i>Mustela erminea</i>	Saltspring	0.924	2	17	Male	0.974	Vancouver Island	CBL	Meiri et al. 2006
Carnivora	<i>Mustela erminea</i>	Sjaelland	1.024	39	14	Both	1.008	Jutland	CBL	Meiri et al. 2006
Carnivora	<i>Mustela erminea</i>	Southampton	0.973	19	6	Both	0.991	Nunavut N. of 62N, E. of 98W	CBL	Meiri et al. 2006
Carnivora	<i>Mustela erminea</i>	Suemez	1.295	1	5	Male	1.295	Prince of Wales	CBL	Meiri et al. 2006
Carnivora	<i>Mustela erminea</i>	Unimak	1.093	1	5	Male	1.030	Alaska Peninsula NW America W. of the Rockies, 47- 55N	CBL	Meiri et al. 2006
Carnivora	<i>Mustela erminea</i>	Whidby	0.975	1	61	Male	0.992	NW America W. of the Rockies, 47- 55N	CBL	Meiri et al. 2006
Carnivora	<i>Mustela erminea</i>	Ymer	0.997	2	12	Male	0.999	Greenland	CBL	Meiri et al. 2006
Carnivora	<i>Mustela erminea</i>	Baillie	0.694	1	6	Male	0.885	NWT, N. of 67N, 127-134W	CBL	Meiri, unpublished data
Carnivora	<i>Mustela erminea</i>	Chichagof	0.602	1	2	Male	0.602	NW America W. of the Rockies, 55- 60N	body mass	Meiri, unpublished data
Carnivora	<i>Mustela erminea</i>	Douglas	1.164	1	1	Female	1.164	NW America W. of the Rockies, 55- 60N	body mass	Meiri, unpublished data
Carnivora	<i>Mustela erminea</i>	Etolin	0.587	1	2	Male	0.587	NW America W. of the Rockies, 55-	body mass	Meiri, unpublished data

Order	Species	Island	common SR	island n	mainland n	sex	SR	Mainland	trait	Reference
Carnivora	<i>Mustela erminea</i>	Flaherty	0.850	4	1	Male	0.947	60N Quebec, 53-58N, W. of 76W	CBL	Meiri, unpublished data
Carnivora	<i>Mustela erminea</i>	Graham	0.912	1	2	Male	0.912	NW America W. of the Rockies, 55- 60N	body mass	Meiri, unpublished data
Carnivora	<i>Mustela erminea</i>	Heceta	1.232	1	1	Female	1.232	Prince of Wales Quebec, 53-58N, W. of 76W	body mass	Meiri, unpublished data
Carnivora	<i>Mustela erminea</i>	Tukarak	0.802	12	1	Male	0.929		CBL	Meiri, unpublished data
Carnivora	<i>Mustela erminea</i>	Isle of Man	0.981	1	9	Male	0.994	Britain	CBL	Miller 1912
Carnivora	<i>Mustela erminea</i>	Jura	0.896	2	9	Male	0.964	Britain	CBL	Miller 1912
Carnivora	<i>Mustela erminea</i>	Skye	0.791	1	16	Female	0.925	Britain	CBL	Miller 1912
Carnivora	<i>Mustela erminea</i>	Karaginskij	0.922	not reported	135	unsexed	0.973	Kamchatka	CBL	Vershinin 1972
Carnivora	<i>Mustela nivalis</i>	Crete	1.152	4	3	Both	1.048	Turkey W. of 30E	CBL	Meiri et al. 2006
Carnivora	<i>Mustela nivalis</i>	Falster	0.962	1	5	Female	0.987	Sjaelland	CBL	Meiri et al. 2006
Carnivora	<i>Mustela nivalis</i>	Sjaelland	1.136	14	4	Both	1.043	Jutland	CBL	Meiri et al. 2006
Carnivora	<i>Mustela nivalis</i>	Sardinia	0.932	31	17	Both	0.977	Italy 38-45N	CBL	Meiri, unpublished data
Carnivora	<i>Mustela nivalis</i>	Sicily	1.086	5	5	Male	1.028	Italy	CBL	Meiri, unpublished data
Carnivora	<i>Mustela nivalis</i>	Majorca	0.951	2	8	Male	0.983	spain	CBL	Miller 1912
Carnivora	<i>Mustela nivalis</i>	Malta	1.195	1	4	Male	1.061	Italy	CBL	Miller 1912
Carnivora	<i>Mustela putorius</i>	Aero	1.318	1	17	Male	1.096	Jutland	CBL	Meiri et al. 2006
Carnivora	<i>Mustela putorius</i>	Fyn	0.924	2	17	Male	0.974	Jutland	CBL	Meiri et al. 2006
Carnivora	<i>Mustela putorius</i>	Sjaelland	0.991	22	25	Both	0.997	Jutland	CBL	Meiri et al. 2006
Carnivora	<i>Mustela sibirica</i>	Cheju Do	0.709	3	5	Both	0.892	South Korea	CBL	Meiri et al. 2006
Carnivora	<i>Mustela sibirica</i>	Iki	0.954	3	5	Male	0.984	Kyushu	CBL	Meiri et al. 2006
Carnivora	<i>Mustela sibirica</i>	Iriomoto	0.686	1	10	Male	0.882	Taiwan	CBL	Meiri et al. 2006
Carnivora	<i>Mustela sibirica</i>	Kyushu	1.161	9	104	Both	1.051	Honshu	CBL	Meiri et al. 2006
Carnivora	<i>Mustela sibirica</i>	Shikoku	0.884	6	104	Both	0.960	Honshu	CBL	Meiri et al. 2006
Carnivora	<i>Mustela sibirica</i>	Taiwan	0.951	12	8	Both	0.983	China S. of 30N, E. of 110E	CBL	Meiri et al. 2006
Carnivora	<i>Mustela sibirica</i>	Yakushima	0.649	1	5	Male	0.866	Kyushu	CBL	Meiri et al. 2006
Carnivora	<i>Mustela sibirica</i>	Sado	0.772	6	4	Male	0.772	Honshu	body mass	Meiri, unpublished

Order	Species	Island	common SR	island n	mainland n	sex	SR	Mainland	trait	Reference data
Carnivora	<i>Mustela sibirica</i>	Tsushima	0.934	11	4	Male	0.934	Honshu	body mass	Meiri, unpublished data
Carnivora	<i>Mustela vison</i>	Vancouver island	1.716	8	7	Male	1.197	S. BC.	HBL	Cowan and Guiget 1956
Carnivora	<i>Mustela vison</i>	Admiralty	0.934	9	21	Both	0.977	NW America W. of the Rockies, 55-60N	CBL	Meiri et al. 2006
Carnivora	<i>Mustela vison</i>	Baranof	0.988	44	21	Both	0.996	NW America W. of the Rockies, 55-60N	CBL	Meiri et al. 2006
Carnivora	<i>Mustela vison</i>	Broughton	1.091	1	6	Female	1.030	NW America W. of the Rockies, 47-55N	CBL	Meiri et al. 2006
Carnivora	<i>Mustela vison</i>	Calvert	0.984	1	7	Male	0.995	NW America W. of the Rockies, 49-55N	CBL	Meiri et al. 2006
Carnivora	<i>Mustela vison</i>	Cape Breton	0.978	1	1	Male	0.993	Canada S. of 52N, E. of 65W	CBL	Meiri et al. 2006
Carnivora	<i>Mustela vison</i>	Coronation	0.892	2	4	Both	0.963	Kuiu	CBL	Meiri et al. 2006
Carnivora	<i>Mustela vison</i>	Esther	1.022	1	7	Female	1.007	Chichagof	CBL	Meiri et al. 2006
Carnivora	<i>Mustela vison</i>	Etolin	0.973	3	21	Both	0.991	NW America W. of the Rockies, 55-60N	CBL	Meiri et al. 2006
Carnivora	<i>Mustela vison</i>	Hinchinbrook	0.994	5	7	Both	0.998	Alaska S. of 62N, 145-151W	CBL	Meiri et al. 2006
Carnivora	<i>Mustela vison</i>	King (BC)	1.028	1	10	Male	1.009	NW America W. of the Rockies, 47-55N	CBL	Meiri et al. 2006
Carnivora	<i>Mustela vison</i>	Kodiak	1.042	1	8	Female	1.014	Alaska S. of 61N, 150-160W	CBL	Meiri et al. 2006
Carnivora	<i>Mustela vison</i>	Kuiu	1.063	4	21	Both	1.021	NW America W. of the Rockies, 55-60N	CBL	Meiri et al. 2006
Carnivora	<i>Mustela vison</i>	Kupreanof	0.967	6	21	Both	0.989	NW America W. of the Rockies, 55-60N	CBL	Meiri et al. 2006
Carnivora	<i>Mustela vison</i>	Mitkof	1.036	6	21	Both	1.012	NW America W. of the Rockies, 55-60N	CBL	Meiri et al. 2006
Carnivora	<i>Mustela vison</i>	Mount Desert Island	1.028	4	26	Both	1.009	Maine	CBL	Meiri et al. 2006

Order	Species	Island	common SR	island n	mainland n	sex	SR	Mainland	trait	Reference
Carnivora	<i>Mustela vison</i>	Nunivak	0.900	21	27	Both	0.965	Alaska 58-62N, W. of 162W	CBL	Meiri et al. 2006
Carnivora	<i>Mustela vison</i>	Price	1.333	1	6	Female	1.101	NW America W. of the Rockies, 47-55N	CBL	Meiri et al. 2006
Carnivora	<i>Mustela vison</i>	Prince of Wales	0.938	3	21	Both	0.979	NW America W. of the Rockies, 55-60N	CBL	Meiri et al. 2006
Carnivora	<i>Mustela vison</i>	Revillagigedo	1.003	9	21	Both	1.001	NW America W. of the Rockies, 55-60N	CBL	Meiri et al. 2006
Carnivora	<i>Mustela vison</i>	Sidney	0.889	3	44	Both	0.961	Vancouver Island	CBL	Meiri et al. 2006
Carnivora	<i>Mustela vison</i>	Suemez	1.103	1	2	Male	1.033	Prince of Wales	CBL	Meiri et al. 2006
Carnivora	<i>Mustela vison</i>	Wrangell	1.076	6	21	Both	1.025	NW America W. of the Rockies, 55-60N	CBL	Meiri et al. 2006
Carnivora	<i>Mustela vison</i>	Chichagof Bunguran (Natuna)	0.513	11	3	Both	0.513	NW America W. of the Rockies, 55-60N	body mass	Meiri, unpublished data
Carnivora	<i>Mydaus javanensis</i>	Busuanga	0.883	1	1	Female	0.960	Borneo	CBL	Meiri et al. 2006
Carnivora	<i>Mydaus marchei</i>	Busuanga	0.761	1	3	Male	0.913	Palawan	CBL	Meiri et al. 2006
Chiroptera	<i>Myotis blythii</i>	Crete	1.206	3	5	Male	1.064	Greece	CBL	Miller 1912
Chiroptera	<i>Myotis blythii</i>	Malta	0.840	1	1	Male	0.944	Tunisia	Zygomatiac width	Miller 1912
Chiroptera	<i>Myotis blythii</i>	Sardinia	1.125	4	12	Both	1.040	Italy	CBL	Miller 1912
Chiroptera	<i>Myotis capaccinii</i>	Majorca	0.882	1	1	Male	0.959	Marseilles, France	CBL	Miller 1912
Chiroptera	<i>Myotis muricola</i>	Laut	1.004	6	8	Both	1.001	Borneo	HBL	Lyon 1911
Chiroptera	<i>Myotis muricola</i>	Nias	0.830	2	1	unsexed	0.940	Sumatra	CBL	Lyon 1916
Chiroptera	<i>Myotis myotis</i>	Sardinia	1.041	2	2	Female	1.014	Italy	CBL	Miller 1912
Chiroptera	<i>Myotis myotis</i>	Sicily	1.132	3	2	Female	1.042	Italy	CBL	Miller 1912
Rodentia	<i>Myoxus glis</i>	Sardinia	0.978	5	17	Both	0.993	Italy	CBL	Miller 1912
Chiroptera	<i>Mystacina robusta</i>	Stewart	0.834	9	72	unsexed	0.941	South Canterbury, S. Island	Length of lower toothrow	Worthy et al. 1996
Rodentia	<i>Nannosciurus melanotis</i>	Bangka	1.004	9	1	Male	1.001	Sumatra	HBL	Lyon 1906
Rodentia	<i>Nannosciurus melanotis</i>	Singkep	1.074	1	1	Male	1.024	Sumatra	HBL	Lyon 1906
Carnivora	<i>Nasua narica</i>	Cozumel	0.618	1	3	Female	0.852	Yucatan	CBL	Meiri, unpublished data

Order	Species	Island	common SR	island n	mainland n	sex	SR	Mainland	trait	Reference
Rodentia	<i>Neotoma albigula</i>	Tiburon	0.962	8	13	unsexed	0.987	Caborca and Punta Penasco, Sonora	HBL	Lawlor 1982
Rodentia	<i>Neotoma albigula</i>	Turner Angel de la Guarda	0.709	1	13	unsexed	0.892	Caborca and Punta Penasco, Sonora	HBL	Lawlor 1982
Rodentia	<i>Neotoma lepida</i>	Guada	1.350	11	25	Both	1.105	Baja California	HBL	Smith 1992
Rodentia	<i>Neotoma lepida</i>	Carmen	1.319	11	86	Both	1.097	Baja California	HBL	Smith 1992
Rodentia	<i>Neotoma lepida</i>	Danzante	1.859	13	86	Both	1.230	Baja California	HBL	Smith 1992
Rodentia	<i>Neotoma lepida</i>	Espiritu Santo	0.805	19	76	Both	0.930	Baja California	HBL	Smith 1992
Rodentia	<i>Neotoma lepida</i>	Magdalena	1.055	30	76	Both	1.018	Baja California	HBL	Smith 1992
Rodentia	<i>Neotoma lepida</i>	San Francisco	0.643	24	76	Both	0.863	Baja California	HBL	Smith 1992
Rodentia	<i>Neotoma lepida</i>	San Jose	0.859	29	76	Both	0.951	Baja California	HBL	Smith 1992
Rodentia	<i>Neotoma lepida</i>	San Marcos	1.301	14	86	Both	1.092	Baja California	HBL	Smith 1992
Rodentia	<i>Neotoma lepida</i>	Santa Margarita	1.129	21	76	Both	1.041	Baja California	HBL	Smith 1992
Rodentia	<i>Neotoma lepida/anthonyi</i>	Todos Santos	1.205	60	27	Both	1.064	Baja California	HBL	Smith 1992
Rodentia	<i>Neotoma lepida/bryanti</i>	Cedros	1.317	58	94	Both	1.096	Baja California	HBL	Smith 1992
Rodentia	<i>Neotoma lepida/bunkerii</i>	Coronados	2.134	6	86	Both	1.288	Baja California	HBL	Smith 1992
Rodentia	<i>Neotoma lepida/martinensis</i>	San Martin	1.217	29	83	Both	1.068	Baja California	HBL	Smith 1992
Rodentia	<i>Niviventer confucianus</i>	Hainan	1.101	4	2	unsexed	1.033	Fukien & Hupeh	GTL	Allen 1938
Rodentia	<i>Niviventer cremoriventer</i>	Lamukotan	1.795	1	1	Male	1.215	Borneo	HBL	Lyon 1911
Rodentia	<i>Niviventer cremoriventer</i>	Tioman	1.336	4	not reported	unsexed	1.101	Malay Peninsula	HBL	Medway 1966
Rodentia	<i>Niviventer cremoriventer</i>	Balambangan	1.147	8	10	Both	1.147	Banggi	body mass	Nor 1996
Rodentia	<i>Niviventer cremoriventer</i>	Malawali	1.292	18	10	Both	1.292	Banggi	body mass	Nor 1996
Carnivora	<i>Nyctereutes procyonoides</i>	Amakusa	1.067	1	2	Female	1.022	Kyushu	CBL	Meiri et al. 2006
Carnivora	<i>Nyctereutes procyonoides</i>	Kyushu	0.933	7	77	Both	0.977	Honshu	CBL	Meiri et al. 2006
Carnivora	<i>Nyctereutes procyonoides</i>	Okushiri	0.955	5	5	Both	0.985	Hokkaido	CBL	Meiri et al. 2006
Carnivora	<i>Nyctereutes procyonoides</i>	Sado	0.876	2	77	Both	0.957	Honshu	CBL	Meiri et al. 2006
Primates	<i>Nycticebus coucang</i>	Bangka	0.693	not reported	not reported	unsexed	0.885	Sumatra	GTL	Bromham and Cardillo 2007

Order	Species	Island	common SR	island n not reported	mainland n	sex	SR	Mainland	trait	Reference
Primates	<i>Nycticebus coucang</i>	Natuna	1.221		not reported	unsexed	1.069	Borneo	GTL	Bromham and Cardillo 2007
Artiodactyla	<i>Odocoileus hemionus</i>	Tiburon	0.648	2	2	Both	0.866	"nearby mainland"	Maxillary tooththrow	Goldman 1939
Artiodactyla	<i>Odocoileus virginianus</i>	Big Pine Key	0.628	2	2	Male	0.856	Florida	CBL	Barbour and Allen 1922
Artiodactyla	<i>Odocoileus virginianus</i>	Ossbaw	0.641	46	123	Both	0.641	Georgia	body mass	Brisbin and Lenarz 1984
Artiodactyla	<i>Odocoileus virginianus</i>	Blackbeard	0.735	2	2	Both	0.902	Florida	CBL	Goldman and Kellogg 1940
Artiodactyla	<i>Odocoileus virginianus</i>	Bulls	0.826	2	2	Both	0.938	Florida	CBL	Goldman and Kellogg 1940
Artiodactyla	<i>Odocoileus virginianus</i>	Hilton Head	0.817	2	2	Both	0.935	Florida	CBL	Goldman and Kellogg 1940
Artiodactyla	<i>Odocoileus virginianus</i>	Hunting	0.736	2	2	Both	0.903	Florida	CBL	Goldman and Kellogg 1940
Lagomorpha	<i>Oryctolagus cuniculus</i>	Majorca	1.089	3	3	Both	1.029	Spain	CBL	Miller 1912
Lagomorpha	<i>Oryctolagus cuniculus</i>	Minorca	1.121	1	2	Male	1.039	Spain	CBL	Miller 1912
Lagomorpha	<i>Oryctolagus cuniculus</i>	Madeira	0.954	8 not reported	20	unsexed	0.984	NW Africa	CBL	Sharples et al. 1996
Rodentia	<i>Oryzomys couesi</i>	Cozumel	2.515	not reported	not reported	unsexed	1.360	Quintana Roo	Body length	Foster 1963
Primates	<i>Otolemur garnettii</i>	Zanzibar	0.973	not reported	not reported	unsexed	0.991	Kenya, Tanzania	HBL	Bromham and Cardillo 2007
Carnivora	<i>Paguma larvata</i>	Taiwan	0.751	7	7	Both	0.909	China S. of 30N, E. of 110E	CBL	Meiri et al. 2006
Carnivora	<i>Paguma larvata</i>	Hainan	0.813	1	1	Female	0.933	Yunnan	GTL	Pocock 1934
Carnivora	<i>Paguma larvata</i>	Singapore	1.143	2	8	Both	1.046	Peninsular Thailand	CBL	Pocock 1934
Carnivora	<i>Paguma larvata</i>	Rutland	0.609	1	1	Female	0.847	Tennaserim	CBL	Pocock 1939
Carnivora	<i>Paguma larvata</i>	South Andaman	0.496	2	3	Male	0.791	Tennaserim	HBL	Pocock 1939
Carnivora	<i>Panthera tigris</i>	King	1.013	1	2	Female	1.004	Malay Peninsula	CBL	Meiri, unpublished data
Carnivora	<i>Panthera tigris</i>	Bali	0.888	1	1	Male	0.961	Java	HBL	Sody 1949
Carnivora	<i>Paradoxurus hermaphroditus</i>	Hainan	1.533	4	12	Both	1.153	Fumui, E. of Canton, Kwangtung	Basal length	Allen 1938
Carnivora	<i>Paradoxurus hermaphroditus</i>	Padang	1.449	1	3	Male	1.449	Sumatra	body mass	Lyon 1908
Carnivora	<i>Paradoxurus hermaphroditus</i>	Balabac	0.953	2	4	Female	0.984	Palawan	CBL	Meiri et al. 2006

Order	Species	Island	common SR	island n	mainland n	sex	SR	Mainland	trait	Reference
Carnivora	<i>Paradoxurus hermaphroditus</i>	Bali	0.736	10	47	Both	0.903	Java	CBL	Meiri et al. 2006
Carnivora	<i>Paradoxurus hermaphroditus</i>	Bangi	0.853	1	23	Male	0.949	Borneo	CBL	Meiri et al. 2006
Carnivora	<i>Paradoxurus hermaphroditus</i>	Bawean	1.001	1	16	Male	1.000	Java	CBL	Meiri et al. 2006
Carnivora	<i>Paradoxurus hermaphroditus</i>	Busuanga	0.976	1	5	Male	0.992	Palawan	CBL	Meiri et al. 2006
Carnivora	<i>Paradoxurus hermaphroditus</i>	Con Son	0.729	2	4	Male	0.900	Vietnam S. of 12N	CBL	Meiri et al. 2006
Carnivora	<i>Paradoxurus hermaphroditus</i>	Negros	0.996	3	2	Male	0.999	Mindanao	CBL	Meiri et al. 2006
Carnivora	<i>Paradoxurus hermaphroditus</i>	Palawan	0.959	9	35	Both	0.986	Borneo	CBL	Meiri et al. 2006
Carnivora	<i>Paradoxurus hermaphroditus</i>	Simeulue	0.791	3	16	Female	0.925	Sumatra	CBL	Meiri et al. 2006
Carnivora	<i>Paradoxurus hermaphroditus</i>	Singapore	1.045	1	30	Male	1.015	Malay Peninsula	CBL	Meiri et al. 2006
Carnivora	<i>Paradoxurus hermaphroditus</i>	South Pagai	0.969	1	16	Female	0.990	Sumatra	CBL	Meiri et al. 2006
Carnivora	<i>Paradoxurus hermaphroditus</i>	Telibon	0.784	1	19	Female	0.922	Malay Peninsula	CBL	Meiri et al. 2006
Carnivora	<i>Paradoxurus hermaphroditus</i>	Panjang	0.939	1	29	Male	0.979	Malay Peninsula	CBL	Meiri, unpublished data
Carnivora	<i>Paradoxurus hermaphroditus</i>	Saint Luke	0.911	1	15	Male	0.969	Malay Peninsula N. of 5N	CBL	Meiri, unpublished data
Carnivora	<i>Paradoxurus hermaphroditus</i>	Bangka	0.766	2	5	Both	0.915	Sumatra	HBL	Pocock 1934
Carnivora	<i>Paradoxurus hermaphroditus</i>	Belitung	0.782	3	5	Both	0.921	Sumatra	HBL	Pocock 1934
Carnivora	<i>Paradoxurus hermaphroditus</i>	Camiguin	1.000	1	1	Male	1.000	Mindanao	GTL	Pocock 1934
Carnivora	<i>Paradoxurus hermaphroditus</i>	Enggano	0.980	1	3	Female	0.993	Sumatra	HBL	Pocock 1934
Carnivora	<i>Paradoxurus hermaphroditus</i>	Kangean	0.581	1	3	Female	0.834	Java	HBL	Pocock 1934
Carnivora	<i>Paradoxurus hermaphroditus</i>	Koh Chang	0.744	1	10	Female	0.906	Malay Peninsula	CBL	Pocock 1934
Carnivora	<i>Paradoxurus hermaphroditus</i>	Koh Lak	1.281	1	6	Female	1.086	Malay Peninsula	HBL	Pocock 1934
Carnivora	<i>Paradoxurus hermaphroditus</i>	Koh Phuket	0.791	1	10	Female	0.925	Malay Peninsula	CBL	Pocock 1934
Carnivora	<i>Paradoxurus</i>	Kundur	1.003	3	5	Both	1.001	Sumatra	HBL	Pocock 1934

Order	Species	Island	common SR	island n	mainland n	sex	SR	Mainland	trait	Reference
	<i>hermaphroditus</i>									
Carnivora	<i>Paradoxurus hermaphroditus</i>	Kut	0.757	1	7	Male	0.911	Malay Peninsula	CBL	Pocock 1934
Carnivora	<i>Paradoxurus hermaphroditus</i>	Langkawi	0.868	1	4	Male	0.954	Malay Peninsula	HBL	Pocock 1934
Carnivora	<i>Paradoxurus hermaphroditus</i>	North Pagai	0.616	1	2	Male	0.851	Sumatra	HBL	Pocock 1934
Carnivora	<i>Paradoxurus hermaphroditus</i>	Pinang	0.894	1	3	Female	0.963	Malay Peninsula	HBL	Pocock 1934
Carnivora	<i>Paradoxurus hermaphroditus</i>	Sipura	0.555	2	8	Both	0.822	Sumatra	HBL	Pocock 1934
Carnivora	<i>Paradoxurus hermaphroditus</i>	Tawi Tawi	0.950	1	3	Male	0.983	Borneo	CBL	Pocock 1934
Carnivora	<i>Paradoxurus hermaphroditus</i>	Terutau	0.634	4	10	Both	0.859	Malay Peninsula	HBL	Pocock 1934
Carnivora	<i>Paradoxurus hermaphroditus</i>	Tioman	0.801	3	10	Both	0.929	Malay Peninsula	HBL	Pocock 1934
Carnivora	<i>Paradoxurus hermaphroditus</i>	Clara	0.912	1	2	Female	0.970	Tennaserim and Malay Peninsula	HBL	Pocock 1939
Carnivora	<i>Paradoxurus hermaphroditus</i>	James	1.031	1	2	Female	1.010	Tennaserim and Malay Peninsula	HBL	Pocock 1939
Carnivora	<i>Paradoxurus hermaphroditus</i>	Kisseraing	1.280	1	2	Female	1.086	Tennaserim and Malay Peninsula	HBL	Pocock 1939
Carnivora	<i>Paradoxurus hermaphroditus</i>	Saint Matthew (Zedetkyi Kyun)	1.159	1	2	Female	1.051	Tennaserim and Malay Peninsula	HBL	Pocock 1939
Carnivora	<i>Paradoxurus hermaphroditus</i>	Sullivan	1.159	1	2	Female	1.051	Tennaserim and Malay Peninsula	HBL	Pocock 1939
Dasyuromorphia	<i>Parantechinus apicalis</i>	Boullanger	0.687	33	9	Both	0.687	Fitzgerald River National Park	body mass	Mills et al. 2004
Dasyuromorphia	<i>Parantechinus apicalis</i>	Whitlock Island	0.660	59	9	Both	0.660	Fitzgerald River National Park	body mass	Mills et al. 2004
Rodentia	<i>Peromyscus boylii</i>	Maria Madre Angel de la	1.232	12	3	unsexed	1.072	San Blas, Tepic Baja California Norte	HBL	Osgood 1909
Rodentia	<i>Peromyscus eremicus</i>	Guarda	1.500	12	51	unsexed	1.145	Baja California Norte	HBL	Lawlor 1982
Rodentia	<i>Peromyscus eremicus</i>	Cedros	1.026	23	51	unsexed	1.009	Baja California Norte	HBL	Lawlor 1982
Rodentia	<i>Peromyscus eremicus</i>	Cerralvo	1.321	22	51	unsexed	1.097	Baja California Norte	HBL	Lawlor 1982
Rodentia	<i>Peromyscus eremicus</i>	Espiritu Santo	0.929	10	51	unsexed	0.976	Baja California Norte	HBL	Lawlor 1982
Rodentia	<i>Peromyscus eremicus</i>	Granito	1.519	28	51	unsexed	1.150	Baja California Norte	HBL	Lawlor 1982

Order	Species	Island	common SR	island n	mainland n	sex	SR	Mainland	trait	Reference
Rodentia	<i>Peromyscus eremicus</i>	Mejia	1.519	11	51	unsexed	1.150	Baja California Norte	HBL	Lawlor 1982
Rodentia	<i>Peromyscus eremicus</i>	Salsipuedes	1.348	17	51	unsexed	1.105	Baja California Norte	HBL	Lawlor 1982
Rodentia	<i>Peromyscus eremicus</i>	San Jose	0.828	5	51	unsexed	0.939	Baja California Norte	HBL	Lawlor 1982
Rodentia	<i>Peromyscus eremicus</i>	San Lorenzo Norte	1.486	20	51	unsexed	1.141	Baja California Norte	HBL	Lawlor 1982
Rodentia	<i>Peromyscus eremicus</i>	San Lorenzo Sur	1.495	21	51	unsexed	1.144	Baja California Norte	HBL	Lawlor 1982
Rodentia	<i>Peromyscus eremicus</i>	Santa Margarita	0.985	35	51	unsexed	0.995	Baja California Norte	HBL	Lawlor 1982
Rodentia	<i>Peromyscus eremicus</i>	Tiburon	0.882	28	105	unsexed	0.959	Sonora	HBL	Lawlor 1982
Rodentia	<i>Peromyscus eremicus</i>	Turner	1.026	16	105	unsexed	1.008	Sonora	HBL	Lawlor 1982
Rodentia	<i>Peromyscus eremicus/dickeyi</i>	Tortuga	1.855	26	51	unsexed	1.229	Baja California Norte	HBL	Lawlor 1982
Rodentia	<i>Peromyscus eva</i>	Carmen	0.921	14	42	unsexed	0.973	Cape Region, Baja California Sur	HBL	Lawlor 1982
Rodentia	<i>Peromyscus eva</i>	Monserrate	1.226	15	42	unsexed	1.070	Cape Region, Baja California Sur	HBL	Lawlor 1982
Rodentia	<i>Peromyscus gossypinus</i>	Key Largo	1.238	12	15	unsexed	1.074	SW Florida	HBL	Schwartz 1952
Rodentia	<i>Peromyscus gossypinus</i>	Anastasia	0.789	7	14	unsexed	0.924	Georgia	HBL	Osgood 1909
Rodentia	<i>Peromyscus gossypinus</i>	Cumberland	0.945	3	14	unsexed	0.981	Georgia	HBL	Osgood 1909
Rodentia	<i>Peromyscus leucopus</i>	Martha's Vineyard	1.209	27	42	unsexed	1.209	NE USA Yohaltun, Campeche,	body mass	Bowditch 1965
Rodentia	<i>Peromyscus leucopus</i>	Cozumel	1.380	10	10	unsexed	1.113	Yucatan	HBL	Osgood 1909
Rodentia	<i>Peromyscus leucopus</i>	Monomoy	0.942	10	10	unsexed	0.980	Montanuk point, NY	HBL	Osgood 1909
Rodentia	<i>Peromyscus maniculatus</i>	Balaclava	1.263	7	20	unsexed	1.081	Vancouver Island	length of mandibular diastema	Allard and Greenbaum 1988
Rodentia	<i>Peromyscus maniculatus</i>	Beresford	1.776	12	25	unsexed	1.211	N. Vancouver Island	HBL	Cowan and Guiget 1956
Rodentia	<i>Peromyscus maniculatus</i>	Doyle	2.086	15	25	unsexed	1.278	N. Vancouver Island	HBL	Cowan and Guiget 1956
Rodentia	<i>Peromyscus maniculatus</i>	Lanz	1.543	27	25	unsexed	1.156	N. Vancouver Island	HBL	Cowan and Guiget 1956
Rodentia	<i>Peromyscus maniculatus</i>	Moore	1.156	28	?	unsexed	1.050	BC	HBL	Cowan and Guiget 1956
Rodentia	<i>Peromyscus</i>	Pine	1.555	4	?	unsexed	1.158	BC	HBL	Cowan and Guiget

Order	<i>Species maniculatus</i>	Island	common SR	island n	mainland n	sex	SR	Mainland	trait	Reference 1956
Rodentia	<i>Peromyscus maniculatus</i>	Pitt	1.000	22	?	unsexed	1.000	BC	HBL	Cowan and Guiget 1956
Rodentia	<i>Peromyscus maniculatus</i>	Ruth	1.476	13	not reported	unsexed	1.139	BC	HBL	Cowan and Guiget 1956
Rodentia	<i>Peromyscus maniculatus</i>	Texada	1.565	6	20	unsexed	1.161	S. BC	HBL	Cowan and Guiget 1956
Rodentia	<i>Peromyscus maniculatus</i>	Triangle	1.588	14	25	unsexed	1.167	N. Vancouver Island	HBL	Cowan and Guiget 1956
Rodentia	<i>Peromyscus maniculatus</i>	Vancouver Island	1.017	45	20	unsexed	1.006	S. BC	HBL	Cowan and Guiget 1956
Rodentia	<i>Peromyscus maniculatus</i>	Bowen	1.443	14	10	unsexed	1.130	Vancouver Pt. Hardy,	Body length	Foster 1963
Rodentia	<i>Peromyscus maniculatus</i>	Duncan	1.602	14	25	unsexed	1.170	Vancouver Island	Body length	Foster 1963
Rodentia	<i>Peromyscus maniculatus</i>	San Miguel	1.125	10	10	unsexed	1.040	Stanford California	Body length	Foster 1963
Rodentia	<i>Peromyscus maniculatus</i>	San Nicholas	1.225	10	10	unsexed	1.070	Stanford California	Body length	Foster 1963
Rodentia	<i>Peromyscus maniculatus</i>	Santa Barbara	1.368	6	10	unsexed	1.110	Stanford California Pt. Hardy,	Body length	Foster 1963
Rodentia	<i>Peromyscus maniculatus</i>	Sartine	2.248	15	25	unsexed	1.310	Vancouver Island	Body length	Foster 1963
Rodentia	<i>Peromyscus maniculatus</i>	Lasqueti	1.190	8	10	Both	1.060	Vancouver Island	GTL	Hall 1938
Rodentia	<i>Peromyscus maniculatus</i>	Savary	1.059	14	10	Both	1.019	S. BC (Vancouver)	GTL	Hall 1938
Rodentia	<i>Peromyscus maniculatus</i>	Thormanby	0.955	4	5	Male	0.985	S. BC (Vancouver)	GTL	Hall 1938
Rodentia	<i>Peromyscus maniculatus</i>	Magdalena	1.255	7	17	unsexed	1.079	Cape Region, Baja California Sur	HBL	Lawlor 1982
Rodentia	<i>Peromyscus maniculatus</i>	Natividad	0.903	3	10	unsexed	0.967	Northwestern Baja	HBL	Lawlor 1982
Rodentia	<i>Peromyscus maniculatus</i>	San Diego	1.178	6	17	unsexed	1.056	Cape Region, Baja California Sur	HBL	Lawlor 1982
Rodentia	<i>Peromyscus maniculatus</i>	San Geronimo	1.252	10	10	unsexed	1.078	Northwestern Baja	HBL	Lawlor 1982
Rodentia	<i>Peromyscus maniculatus</i>	San Martin	1.051	10	10	unsexed	1.017	Northwestern Baja	HBL	Lawlor 1982
Rodentia	<i>Peromyscus maniculatus</i>	Santa Catalina	1.802	35	17	unsexed	1.217	Cape Region, Baja California Sur	HBL	Lawlor 1982
Rodentia	<i>Peromyscus maniculatus</i>	Santa Cruz	0.967	24	17	unsexed	0.989	Cape Region, Baja California Sur	HBL	Lawlor 1982

Order	Species	Island	common SR	island n	mainland n	sex	SR	Mainland	trait	Reference
Rodentia	<i>Peromyscus maniculatus</i>	Santa Margarita	0.902	10	17	unsexed	0.966	Cape Region, Baja California Sur	HBL	Lawlor 1982
Rodentia	<i>Peromyscus maniculatus</i>	Todos Santos	1.456	5	10	unsexed	1.133	Northwestern Baja	HBL	Lawlor 1982
Rodentia	<i>Peromyscus maniculatus</i>	Willard	1.141	1	17	unsexed	1.045	Cape Region, Baja California Sur	HBL	Lawlor 1982
Rodentia	<i>Peromyscus maniculatus</i>	Fleming	1.096	27	48	Male	1.096	Vancouver Island	Lean body mass	Marinelli and Millar 1989
Rodentia	<i>Peromyscus maniculatus</i>	Tzartus	1.154	17	48	Male	1.154	Vancouver Island	Lean body mass	Marinelli and Millar 1989
Rodentia	<i>Peromyscus maniculatus</i>	Aristazabal	0.982	16	9	unsexed	0.994	Princess Royal	Body length	Melton 1982
Rodentia	<i>Peromyscus maniculatus</i>	Banks	1.082	13	20	unsexed	1.027	Pitt	Body length	Melton 1982
Rodentia	<i>Peromyscus maniculatus</i>	Campania	1.108	11	20	unsexed	1.035	Pitt	Body length	Melton 1982
Rodentia	<i>Peromyscus maniculatus</i>	Campbell	0.910	10	13	unsexed	0.969	Hunter	Body length	Melton 1982
Rodentia	<i>Peromyscus maniculatus</i>	Dufferin	1.150	5	10	unsexed	1.048	Campbell	Body length	Melton 1982
Rodentia	<i>Peromyscus maniculatus</i>	McCauley	1.153	5	20	unsexed	1.049	Pitt	Body length	Melton 1982
Rodentia	<i>Peromyscus maniculatus</i>	Swindle	1.166	5	9	unsexed	1.053	Princess Royal Lake Bennett, Mouth of Skeena River BC	Body length	Melton 1982
Rodentia	<i>Peromyscus maniculatus</i>	Graham	0.949	20	26	unsexed	0.983	James River, Nova Scotia	HBL	Osgood 1909
Rodentia	<i>Peromyscus maniculatus</i>	Grand Manan	0.859	23	1	unsexed	0.951	James River, Nova Scotia	HBL	Osgood 1909
Rodentia	<i>Peromyscus maniculatus</i>	Grindstone	1.031	10	1	unsexed	1.010	Lake Bennett, Mouth of Skeena River BC	HBL	Osgood 1909
Rodentia	<i>Peromyscus maniculatus</i>	Prince of Wales	1.092	20	26	unsexed	1.030	Lake Bennett, Mouth of Skeena River BC	HBL	Osgood 1909
Rodentia	<i>Peromyscus maniculatus</i>	San Clemente	1.034	10	7	unsexed	1.011	Baja California W. Washington state	HBL	Osgood 1909
Rodentia	<i>Peromyscus maniculatus</i>	San Juan	1.644	10	10	unsexed	1.180	state	HBL	Osgood 1909
Rodentia	<i>Peromyscus maniculatus</i>	San Roque	1.472	4	7	unsexed	1.138	Baja California Lake Bennett, Mouth of Skeena River BC	HBL	Osgood 1909
Rodentia	<i>Peromyscus maniculatus</i>	Wrangell	1.179	10	26	unsexed	1.056	River BC	HBL	Osgood 1909

Order	Species	Island	common SR	island n	mainland n	sex	SR	Mainland	trait	Reference
Rodentia	<i>Peromyscus maniculatus</i>	D'Arcy	1.572	22	18	Both	1.572	Boundry bay BC	body mass	Redfield 1976
Rodentia	<i>Peromyscus maniculatus</i>	DeCoursey	1.413	27	18	Both	1.413	Boundry bay BC	body mass	Redfield 1976
Rodentia	<i>Peromyscus maniculatus</i>	Denman	1.380	76	18	Both	1.380	Boundry bay BC	body mass	Redfield 1976
Rodentia	<i>Peromyscus maniculatus</i>	Galiano	1.459	70	18	Both	1.459	Boundry bay BC	body mass	Redfield 1976
Rodentia	<i>Peromyscus maniculatus</i>	Hornby	1.540	49	18	Both	1.540	Boundry bay BC	body mass	Redfield 1976
Rodentia	<i>Peromyscus maniculatus</i>	Kuper	1.686	103	18	Both	1.686	Boundry bay BC	body mass	Redfield 1976
Rodentia	<i>Peromyscus maniculatus</i>	Link	1.488	21	18	Both	1.488	Boundry bay BC	body mass	Redfield 1976
Rodentia	<i>Peromyscus maniculatus</i>	Mandarte	1.359	27	18	Both	1.359	Boundry bay BC	body mass	Redfield 1976
Rodentia	<i>Peromyscus maniculatus</i>	Mayne	1.541	51	18	Both	1.541	Boundry bay BC	body mass	Redfield 1976
Rodentia	<i>Peromyscus maniculatus</i>	Moresby	1.732	40	18	Both	1.732	Boundry bay BC	body mass	Redfield 1976
Rodentia	<i>Peromyscus maniculatus</i>	Mudge	1.372	53	18	Both	1.372	Boundry bay BC	body mass	Redfield 1976
Rodentia	<i>Peromyscus maniculatus</i>	Newcastle	1.257	15	18	Both	1.257	Boundry bay BC	body mass	Redfield 1976
Rodentia	<i>Peromyscus maniculatus</i>	North Pender	1.472	73	18	Both	1.472	Boundry bay BC	body mass	Redfield 1976
Rodentia	<i>Peromyscus maniculatus</i>	North Secretary	1.591	28	18	Both	1.591	Boundry bay BC	body mass	Redfield 1976
Rodentia	<i>Peromyscus maniculatus</i>	Parker	1.564	19	18	Both	1.564	Boundry bay BC	body mass	Redfield 1976
Rodentia	<i>Peromyscus maniculatus</i>	Portland	1.741	22	18	Both	1.741	Boundry bay BC	body mass	Redfield 1976
Rodentia	<i>Peromyscus maniculatus</i>	Pylades	1.164	19	18	Both	1.164	Boundry bay BC	body mass	Redfield 1976
Rodentia	<i>Peromyscus maniculatus</i>	Reid	1.607	7	18	Both	1.607	Boundry bay BC	body mass	Redfield 1976
Rodentia	<i>Peromyscus maniculatus</i>	Ruxton	1.432	54	18	Both	1.432	Boundry bay BC	body mass	Redfield 1976
Rodentia	<i>Peromyscus maniculatus</i>	Saltspring	1.132	80	18	Both	1.132	Boundry bay BC	body mass	Redfield 1976
Rodentia	<i>Peromyscus maniculatus</i>	Samuel	1.585	69	18	Both	1.585	Boundry bay BC	body mass	Redfield 1976
Rodentia	<i>Peromyscus</i>	Saturna	1.524	45	18	Both	1.524	Boundry bay BC	body mass	Redfield 1976

Order	Species	Island	common SR	island n	mainland n	sex	SR	Mainland	trait	Reference
	<i>Peromyscus maniculatus</i>									
Rodentia	<i>Peromyscus maniculatus</i>	Sidney	1.696	39	18	Both	1.696	Boundry bay BC	body mass	Redfield 1976
Rodentia	<i>Peromyscus maniculatus</i>	South Pender	1.196	40	18	Both	1.196	Boundry bay BC	body mass	Redfield 1976
Rodentia	<i>Peromyscus maniculatus</i>	South Secretary	1.609	11	18	Both	1.609	Boundry bay BC	body mass	Redfield 1976
Rodentia	<i>Peromyscus maniculatus</i>	Tent	1.343	38	18	Both	1.343	Boundry bay BC	body mass	Redfield 1976
Rodentia	<i>Peromyscus maniculatus</i>	Thetis	1.337	59	18	Both	1.337	Boundry bay BC	body mass	Redfield 1976
Rodentia	<i>Peromyscus maniculatus</i>	Valdez	1.096	27	18	Both	1.096	Boundry bay BC	body mass	Redfield 1976
Rodentia	<i>Peromyscus maniculatus</i>	Wallace San Pedro	1.678	10	18	Both	1.678	Boundry bay BC	body mass	Redfield 1976
Rodentia	<i>Peromyscus merriami</i>	Nolasco	1.547	7	65	unsexed	1.156	Sonora	HBL	Lawlor 1982
Rodentia	<i>Peromyscus oreas</i>	Balaclava	1.230	7	11	unsexed	1.071	Vancouver Island	length of mandibular diastema	Allard and Greenbaum 1988
Rodentia	<i>Peromyscus oreas</i>	Heard	1.230	27	11	unsexed	1.071	Vancouver Island	length of mandibular diastema	Allard and Greenbaum 1988
Rodentia	<i>Peromyscus oreas</i>	Nigei	1.314	8	11	unsexed	1.095	Vancouver Island	length of mandibular diastema	Allard and Greenbaum 1988
Rodentia	<i>Peromyscus polionotus</i>	Anastasia	0.933	10	10	unsexed	0.977	E. Florida coast	HBL	Osgood 1909 Woodman et al. 2002
Rodentia	<i>Peromyscus stirtoni</i>	Ometepe	0.935	7	4	unsexed	0.935	Nicaragua	body mass	
Rodentia	<i>Petaurista petaurista</i>	Rupat	0.865	4	9	Both	0.953	Sumatra	HBL	Lyon 1908
Diprotodontia	<i>Petaurus norfolcensis</i>	Fraser	1.210	3	not reported (5 localities)	Both	1.066	Queensland	CBL	Quin et al. 1996
Chiroptera	<i>Pipistrellus kuhlii</i>	Sardinia	1.112	2	9	Male	1.036	Italy	CBL	Miller 1912
Chiroptera	<i>Pipistrellus kuhlii</i>	Sicily	0.978	2	16	Both	0.993	Italy	CBL	Miller 1912
Chiroptera	<i>Pipistrellus kuhlii</i>	Ustica	1.000	1	1	Male	1.000	Sicily	CBL	Miller 1912
Chiroptera	<i>Pipistrellus pipistrellus</i>	Sardinia	1.022	3	4	Female	1.007	Italy	CBL	Miller 1912
Chiroptera	<i>Pipistrellus pipistrellus</i>	Sicily	0.987	1	4	Female	0.996	Italy	CBL	Miller 1912
Chiroptera	<i>Pipistrellus pipistrellus</i>	Sjaelland	1.000	1	2	Male	1.000	Germany	CBL	Miller 1912
Chiroptera	<i>Pipistrellus pipistrellus</i>	Ustica	0.947	1	2	Male	0.982	Italy	CBL	Miller 1912

Order	Species	Island	common SR	island n	mainland n	sex	SR	Mainland	trait	Reference
Chiroptera	<i>Pipistrellus savii</i>	Sicily	0.894	6	5	Both	0.963	Italy	CBL	Miller 1912
Carnivora	<i>Potos flavus</i>	Parida	0.907	1	8	Male	0.968	Panama	CBL	Meiri et al. 2006
Carnivora	<i>Potos flavus</i>	Popa	0.936	4	18	Both	0.978	Panama	CBL	Meiri et al. 2006
Carnivora	<i>Potos flavus</i>	San Cristobal	0.987	3	18	Both	0.996	Panama	CBL	Meiri et al. 2006
Primates	<i>Presbytis femoralis</i>	Rupat	1.095	1	6	Male	1.031	Sumatra	HBL	Lyon 1908
Primates	<i>Presbytis melalophos</i>	Bintang	0.795	not reported	not reported	Female	0.795	Malaysia, Thailand	body mass	Bromham and Cardillo 2007
Primates	<i>Presbytis rubicunda</i>	Karimata	1.124	2	14	Both	1.124	Borneo	body mass	Lyon 1911
Carnivora	<i>Prionodon linsang</i>	Bangka	0.764	1	1	Female	0.914	Sumatra	CBL	Meiri et al. 2006
Carnivora	<i>Prionodon linsang</i>	Belitung	0.738	1	1	Female	0.904	Sumatra	CBL	Meiri et al. 2006
Primates	<i>Procolobus pennantii</i>	Zanzibar	0.629	not reported	not reported	Both	0.629	Tanzania	body mass	Bromham and Cardillo 2007
Carnivora	<i>Procyon lotor</i>	Vancouver island	1.000	7	3	unsexed	1.000	Vancouver	HBL	Cowan and Guiget 1956
Carnivora	<i>Procyon lotor</i>	Bulls	0.863	3	10	Both	0.952	Florida	HBL	Goldman 1950
Carnivora	<i>Procyon lotor</i>	Cozumel	0.310	1	1	Female	0.677	Campeche	HBL	Goldman 1950
Carnivora	<i>Procyon lotor</i>	Hilton Head	0.844	1	5	Male	0.945	Florida	CBL	Goldman 1950
Carnivora	<i>Procyon lotor</i>	Key Largo	1.091	1	5	Male	1.091	Florida	body mass	Goldman 1950
Carnivora	<i>Procyon lotor</i>	Key Vaca	0.492	8	8	Both	0.492	Florida	body mass	Goldman 1950
Carnivora	<i>Procyon lotor</i>	Maria Madre	0.949	1	1	Male	0.983	Baja California	HBL	Goldman 1950
Carnivora	<i>Procyon lotor</i>	Maria Magdalena	1.069	1	1	Male	1.022	Baja California	HBL	Goldman 1950
Carnivora	<i>Procyon lotor</i>	Matecumbe Key	0.664	2	8	Both	0.664	Florida	body mass	Goldman 1950
Carnivora	<i>Procyon lotor</i>	New Providence	0.599	1	7	Male	0.843	Florida	HBL	Goldman 1950
Carnivora	<i>Procyon lotor</i>	Torch Key	0.453	1	7	Male	0.768	Florida	HBL	Goldman 1950
Carnivora	<i>Procyon lotor</i>	Bastimentos	1.100	2	12	Both	1.032	Panama	CBL	Meiri et al. 2006
Carnivora	<i>Procyon lotor</i>	Popa	1.139	6	12	Both	1.044	Panama	CBL	Meiri et al. 2006
Carnivora	<i>Procyon lotor</i>	San Cristobal	1.300	5	12	Both	1.091	Panama	CBL	Meiri et al. 2006
Carnivora	<i>Procyon lotor</i>	Sanibel	1.116	1	20	Male	1.037	Florida	CBL	Meiri et al. 2006
Carnivora	<i>Procyon lotor</i>	Big Pine Key	0.767	5	43	Both	0.915	Florida	CBL	Meiri, unpublished data
Carnivora	<i>Procyon lotor</i>	Boca chica key	0.800	2	23	Female	0.928	Florida	CBL	Meiri, unpublished data
Carnivora	<i>Procyon lotor</i>	Elliott's key	0.891	4	23	Female	0.962	Florida	CBL	Meiri, unpublished data

Order	Species	Island	common SR	island n	mainland n	sex	SR	Mainland	trait	Reference
Carnivora	<i>Procyon lotor</i>	Key west	0.947	1	20	Male	0.982	Florida	CBL	Meiri, unpublished data
Carnivora	<i>Procyon lotor</i>	Lignum vitae key	1.054	1	20	Male	1.018	Florida	CBL	Meiri, unpublished data
Carnivora	<i>Procyon lotor</i>	No Name Key	0.815	5	20	Male	0.934	Florida	CBL	Meiri, unpublished data
Carnivora	<i>Procyon lotor</i>	Russel Key	0.920	2	23	Female	0.973	Florida	CBL	Meiri, unpublished data
Carnivora	<i>Pseudalopex griseus</i>	Chiloe	1.312	16	16	Both	1.312	Nahuelbuta National Park, Chile	body mass	Jiménez and McMahan 2004
Diprotodontia	<i>Pseudocheirus peregrinus</i>	Flinders	1.399	9	not reported (5 localities)	Female	1.399	Victoria	body mass	Munks 1995
Scandentia	<i>Ptilocercus lowii</i>	Pini	0.920	1	2	Male	0.973	Malay Peninsula	CBL	Lyon 1913
Artiodactyla	<i>Rangifer tarandus</i>	Prince of Wales	0.872	6	7	Female	0.872	Boothia peninsula	body mass	Thomas and Broughton 1978
Artiodactyla	<i>Rangifer tarandus</i>	Somerset	0.803	3	7	Female	0.803	Boothia peninsula	body mass	Thomas and Broughton 1978
Rodentia	<i>Rattus annandalei</i>	Padang	1.455	1	2	Male	1.133	Sumatra	HBL	Lyon 1908
Rodentia	<i>Rattus annandalei</i>	Rupat	1.408	2	3	Both	1.121	Sumatra	HBL	Lyon 1908
Rodentia	<i>Rattus exulans</i>	Banggi	1.261	4	3	Male	1.080	Borneo	HBL	Chasen and Kloss 1931
Rodentia	<i>Rattus fuscipes</i>	Pearson	0.666	6	4	Both	0.873	Mount Moon district	HBL	Wood-Jones 1924
Rodentia	<i>Rattus losea</i>	Hainan	1.202	5	5	unsexed	1.063	Fukien	HBL	Allen 1938
Rodentia	<i>Rattus nitidus</i>	Hainan	0.933	3	9	unsexed	0.9769869	Fukien, Yunnan and Hunnan	GTL	Allen 1938
Rodentia	<i>Rattus rattus</i>	Hainan	1.072	6	10	unsexed	1.023	Yunnan	GTL	Allen 1938
Rodentia	<i>Rattus rattus</i>	Bagaud	1.235	19	20	unsexed	1.073	Provance	CBL	Granjon and Cheylan 1990
Rodentia	<i>Rattus rattus</i>	Cavallo	1.331	12	73	unsexed	1.100	Corsica	HBL	Granjon and Cheylan 1990
Rodentia	<i>Rattus rattus</i>	Congloue	1.216	11	21	unsexed	1.067	Provance	HBL	Granjon and Cheylan 1990
Rodentia	<i>Rattus rattus</i>	Corsica	0.805	73	21	unsexed	0.930	Toscana	HBL	Granjon and Cheylan 1990
Rodentia	<i>Rattus rattus</i>	Langoustier	0.916	22	18	unsexed	0.971	Porquerolles	HBL	Granjon and Cheylan 1990
Rodentia	<i>Rattus rattus</i>	Lavezzi	1.230	12	73	unsexed	1.071	Corsica	HBL	Granjon and Cheylan 1990
Rodentia	<i>Rattus rattus</i>	Le Levant	1.183	10	21	unsexed	1.058	Provance	HBL	Granjon and

Order	Species	Island	common SR	island n	mainland n	sex	SR	Mainland	trait	Reference
Rodentia	<i>Rattus rattus</i>	Piana	1.295	21	73	unsexed	1.090	Corsica	HBL	Cheylan 1990
Rodentia	<i>Rattus rattus</i>	Porquerolles	1.092	18	21	unsexed	1.030	Provance	HBL	Granjon and Cheylan 1990
Rodentia	<i>Rattus rattus</i>	Port Cross	1.116	64	21	unsexed	1.037	Provance	HBL	Granjon and Cheylan 1990
Rodentia	<i>Rattus rattus</i>	Ratino	1.324	14	73	unsexed	1.098	Corsica	HBL	Granjon and Cheylan 1990
Rodentia	<i>Rattus rattus</i>	Riou	1.061	8	21	unsexed	1.020	Provance	HBL	Granjon and Cheylan 1990
Rodentia	<i>Rattus rattus</i>	Santa Maria	1.429	9	6	unsexed	1.126	Sardigne	HBL	Granjon and Cheylan 1990
Rodentia	<i>Rattus rattus</i>	Sardinia	0.805	159	21	unsexed	0.930	Toscana	HBL	Granjon and Cheylan 1990
Rodentia	<i>Rattus rattus</i>	Koh Kram	1.190	5	4	Both	1.060	Lat Bua Kao, E. Siam	HBL	Kloss 1919
Rodentia	<i>Rattus rattus</i>	Koh Lak	0.936	2	4	Both	0.978	Lat Bua Kao, E. Siam	HBL	Kloss 1919
Rodentia	<i>Rattus rattus</i>	Koh Lan	1.654	2	1	Female	1.183	Lat Bua Kao, E. Siam	HBL	Kloss 1919
Rodentia	<i>Rattus rattus</i>	Koh Mesan	1.480	7	4	Both	1.140	Lat Bua Kao, E. Siam	HBL	Kloss 1919
Rodentia	<i>Rattus rattus</i>	Sicily	0.980	5	23	Both	0.993	Italy	CBL	Miller 1912
Rodentia	<i>Rattus simalurensis</i>	Lasia	1.189	6	5	Both	1.060	Simular	HBL	Miller 1903a
Rodentia	<i>Rattus simalurensis</i>	Siumat	1.038	4	5	Both	1.013	Simular	HBL	Miller 1903a
Rodentia	<i>Rattus tanezumi</i>	Bawal	1.192	3	1	Female	1.060	Borneo	HBL	Lyon 1911
Rodentia	<i>Rattus tanezumi</i>	Datu	2.222	5	1	Female	1.305	Borneo	HBL	Lyon 1911
Rodentia	<i>Rattus tanezumi</i>	Junata	1.953	2	1	Female	1.250	Borneo	HBL	Lyon 1911
Rodentia	<i>Rattus tanezumi</i>	Lamukotan	1.579	3	1	Female	1.165	Borneo	HBL	Lyon 1911
Rodentia	<i>Rattus tanezumi</i>	Mata Siri	1.671	7	1	Female	1.187	Borneo	HBL	Lyon 1911
Rodentia	<i>Rattus tanezumi</i>	Panebangan	1.199	3	1	Female	1.063	Borneo	HBL	Lyon 1911
Rodentia	<i>Rattus tanezumi</i>	Pelapis	2.108	6	1	Female	1.282	Borneo	HBL	Lyon 1911
Rodentia	<i>Rattus tiomanicus</i>	Malawali	0.733	1	1	Male	0.733	Banggi	body mass	Nor 1996
Rodentia	<i>Rattus tiomanicus</i>	Molleangen	1.004	9	1	Male	1.004	Banggi	body mass	Nor 1996
Rodentia	<i>Ratufa affinis</i>	Banggi	0.882	3	4	Male	0.959	Borneo	HBL	Chasen and Kloss 1931
Rodentia	<i>Ratufa affinis</i>	Laut	1.139	5	31	Both	1.044	Borneo	HBL	Lyon 1911

Order	Species	Island	common SR	island n	mainland n	sex	SR	Mainland	trait	Reference
Rodentia	<i>Ratufa affinis</i>	Panembangan	1.225	3	31	Both	1.070	Borneo	HBL	Lyon 1911
Rodentia	<i>Ratufa affinis</i>	Sebuku	0.942	7	31	Both	0.980	Borneo	HBL	Lyon 1911
Rodentia	<i>Ratufa affinis</i>	Lingga	1.120	2	3	Both	1.038	Sumatra	HBL	Miller 1902
Rodentia	<i>Ratufa bicolor</i>	Tioman	0.896	11	18	Both	0.964	malay peninsula S. of the isthmus of kra	CBL	Endo et al. 2004a
Rodentia	<i>Reithrodontomys megalotis</i>	Santa Catalina	1.482	10	13	unsexed	1.140	California	body length	Foster 1963
Rodentia	<i>Reithrodontomys megalotis</i>	Santa Cruz	1.260	4	13	unsexed	1.080	California	body length	Foster 1963
Chiroptera	<i>Rhinolophus affinis</i>	Rinca	1.044	8	3	unsexed	1.015	Flores	SVL	Maharadatunkamsi et al. 2003
Chiroptera	<i>Rhinolophus blasii</i>	Lesvos	0.996	12	12	Male	0.999	Attica	CBL	Iliopoulou-Georgudaki 1986
Chiroptera	<i>Rhinolophus euryale</i>	Sicily	0.966	1	7	Male	0.988	Italy	CBL	Miller 1912
Chiroptera	<i>Rhinolophus hipposideros</i>	Sicily	0.873	1	5	Male	0.956	Italy	CBL	Miller 1912
Chiroptera	<i>Rhinolophus trifoliatum</i>	Banggi	0.766	1	2	Male	0.915	Borneo	GTL	Chasen and Kloss 1931
Chiroptera	<i>Rousettus amplexicaudatus</i>	Balambangan	0.982	8	4	Both	0.982	Banggi	body mass	Nor 1996
Chiroptera	<i>Rousettus amplexicaudatus</i>	Malawali	0.800	1	2	Male	0.800	Banggi	body mass	Nor 1996
Chiroptera	<i>Rousettus amplexicaudatus</i>	Molleangen	0.882	3	4	Both	0.882	Banggi	body mass	Nor 1996
Chiroptera	<i>Rousettus angolensis</i>	Bioko	0.964	37	20	unsexed	0.988	Cameroon	GTL	Krzanowski 1967
Rodentia	<i>Sciurus granatensis</i>	Margarita	1.377	2	15	unsexed	1.113	Venezuela	HBL	Allen 1915b
Rodentia	<i>Sciurus granatensis</i>	Tobago	0.601	6	15	unsexed	0.844	Venezuela	HBL	Allen 1915b
Rodentia	<i>Sciurus granatensis</i>	Trinidad	1.120	6	15	unsexed	1.038	Venezuela	HBL	Allen 1915b
Diprotodontia	<i>Setonix brachyurus</i>	Bald	1.032	17	3	Both	1.032	Two Peoples bay	body mass	Sinclair 1998
Diprotodontia	<i>Setonix brachyurus</i>	Rottenest	1.101	154	3	Both	1.101	Jarrahdale	body mass	Sinclair 1998
Insectivora	<i>Sorex araneus</i>	Bardsey	0.841	1	11	Female	0.944	Britain	CBL	Miller 1912
Insectivora	<i>Sorex araneus</i>	Jersey	1.000	2	3	Both	1.000	France N. of 48N	CBL	Miller 1912
Insectivora	<i>Sorex caecutiens</i>	Cheju Do	1.151	11	7	unsexed	1.151	Korea	body mass	Ohdachi et al. 2005
Insectivora	<i>Sorex cinereus</i>	Wrangell	1.149	7	29	unsexed	1.047	Telegraph and Raspberry Creeks BC	HBL	Allen 1903

Order	Species	Island	common SR	island n	mainland n	sex	SR	Mainland	trait	Reference
Insectivora	<i>Sorex cinereus</i>	Baranof	1.010	15	8	unsexed	1.003	Yakutat	HBL	Merriam 1895b
Insectivora	<i>Sorex cinereus</i>	Long	1.041	10	4	unsexed	1.013	N. Carolina	HBL	Merriam 1895b
Insectivora	<i>Sorex cinereus</i>	Revillagigedo	0.905	4	8	unsexed	0.967	Yakutat	HBL	Merriam 1895b
Insectivora	<i>Sorex minutus</i>	Gotland	1.068	41	48	unsexed	1.022	Sweden	GTL	Malmquist 1985
Insectivora	<i>Sorex minutus</i>	Isle of Man	1.000	1	2	Female	1.000	Britain	CBL	Miller 1912
Insectivora	<i>Sorex minutus</i>	Skye	0.889	1	3	Male	0.962	Britain	CBL	Miller 1912
Insectivora	<i>Sorex monticolus</i>	Banks	0.862	5	24	unsexed	0.952	BC Coast, 51-54 deg. N	CBL	Cowan 1941
Insectivora	<i>Sorex monticolus</i>	Calvert	0.922	10	24	unsexed	0.973	BC Coast, 51-54 deg. N	CBL	Cowan 1941
Insectivora	<i>Sorex monticolus</i>	Spider	0.968	12	24	unsexed	0.989	BC Coast, 51-54 deg. N	CBL	Cowan 1941
Insectivora	<i>Sorex monticolus</i>	Yeo	1.000	10	24	unsexed	1.000	BC Coast, 51-54 deg. N	CBL	Cowan 1941
Insectivora	<i>Sorex monticolus</i>	Texada	0.831	5	45	unsexed	0.940	S. BC	HBL	Cowan and Guiget 1956
Insectivora	<i>Sorex monticolus</i>	Vancouver Island	1.140	15	45	unsexed	1.045	S. BC	HBL	Cowan and Guiget 1956
Insectivora	<i>Sorex monticolus</i>	Forrester	0.952	10	19	unsexed	0.984	W. British Columbia	CBL	Foster 1965
Insectivora	<i>Sorex monticolus</i>	Graham	0.891	23	19	unsexed	0.962	W. British Columbia	CBL	Foster 1965
Insectivora	<i>Sorex monticolus</i>	Hippa	0.952	9	19	unsexed	0.984	W. British Columbia	CBL	Foster 1965
Insectivora	<i>Sorex monticolus</i>	Kunghit	0.984	31	19	unsexed	0.995	W. British Columbia	CBL	Foster 1965
Insectivora	<i>Sorex monticolus</i>	Kupreanof	0.883	17	19	unsexed	0.959	W. British Columbia	CBL	Foster 1965
Insectivora	<i>Sorex monticolus</i>	Langara	0.891	20	19	unsexed	0.962	W. British Columbia	CBL	Foster 1965
Insectivora	<i>Sorex monticolus</i>	Moresby	0.891	20	19	unsexed	0.962	W. British Columbia	CBL	Foster 1965
Insectivora	<i>Sorex monticolus</i>	Ramsey	0.968	11	19	unsexed	0.989	W. British Columbia	CBL	Foster 1965
Insectivora	<i>Sorex monticolus</i>	Smythe	0.960	24	19	unsexed	0.986	W. British Columbia	CBL	Foster 1965
Insectivora	<i>Sorex monticolus</i>	Townsend	0.952	21	19	unsexed	0.984	W. British Columbia	CBL	Foster 1965
Insectivora	<i>Sorex monticolus</i>	Revillagigedo	1.120	11	26	unsexed	1.039	Yakutat&Juneau	HBL	Merriam 1895b
Insectivora	<i>Sorex monticolus</i>	Wrangell	1.111	27	10	unsexed	1.036	Yakutat&Juneau	HBL	Merriam 1895b

Order	Species	Island	common SR	island n	mainland n	sex	SR	Mainland	trait	Reference
Insectivora	<i>Sorex monticolus</i>	Prevost	1.121	7	7	unsexed	1.039	Moresby Island	HBL	Osgood 1901
Insectivora	<i>Sorex ornatus</i>	Grizzly	1.599	10	11	Both	1.169	California	HBL	Grinnell 1913
Insectivora	<i>Sorex ornatus</i>	Santa Catalina	1.253	1	5	unsexed	1.078	Santa Barbara Channel area	Molar length	Walker 1980
Insectivora	<i>Sorex shinto</i>	Sado	1.400	2	37	unsexed	1.400	Honshu	body mass	Ohdachi et al. 2005
Insectivora	<i>Sorex trowbridgii</i>	Destruction	1.091	29	27	unsexed	1.029	Around Seattle	CBL	Scheffer and Dalquest 1942
Insectivora	<i>Sorex vagrans</i>	Vancouver Island	1.048	9	16	unsexed	1.016	S. BC	HBL	Cowan and Guiget 1956
Rodentia	<i>Spermophilus beecheyi</i>	Santa Catalina	1.210	15	16	Both	1.065	upper Baja	GTL	Howell 1918
Rodentia	<i>Spermophilus parryii</i>	Kodiak	0.955	20	14	Both	0.985	alaska, 60 N. 158W	GTL	Howell 1918
Rodentia	<i>Spermophilus parryii</i>	Saint Lawrence	0.983	11	14	Both	0.994	alaska, 60 N. 158W	GTL	Howell 1918
Carnivora	<i>Spilogale putorius</i>	Santa Cruz	1.018	1	5	Female	1.006	California S. of 35N, W. of 117W	CBL	Meiri et al. 2006
Carnivora	<i>Spilogale putorius</i>	Santa Rosa	1.049	30	15	Both	1.016	Los Angeles Co.	Length of molar row	Walker 1980
Insectivora	<i>Suncus etruscus</i>	Sardinia	0.933	1	4	Female	0.977	Italy	CBL	Miller 1912
Insectivora	<i>Suncus etruscus</i>	Sicily	0.910	2	6	Both	0.969	Italy	CBL	Miller 1912
Insectivora	<i>Suncus murinus</i>	Ambon	1.212	6	23	Both	1.066	Seram	Condyloincisor length	Kitchener et al. 1994
Insectivora	<i>Suncus murinus</i>	Bali	0.905	4	50	Both	0.967	Java	Condyloincisor length	Kitchener et al. 1994
Insectivora	<i>Suncus murinus</i>	Banda Neira	1.160	8	23	Both	1.051	Seram	Condyloincisor length	Kitchener et al. 1994
Insectivora	<i>Suncus murinus</i>	Mangole	0.791	3	1	Male	0.925	Celebes	Condyloincisor length	Kitchener et al. 1994
Rodentia	<i>Sundamys muelleri</i>	Banggi	0.971	7	6	Both	0.990	Borneo	HBL	Chasen and Kloss 1931
Rodentia	<i>Sundamys muelleri</i>	Koh Samui	0.939	1	13	unsexed	0.979	Malay Peninsula	HBL	Hill 1960
Rodentia	<i>Sundamys muelleri</i>	Balambangan	0.897	20	20	Both	0.897	Banggi	body mass	Nor 1996
Rodentia	<i>Sundamys muelleri</i>	Malawali	0.588	8	20	Both	0.588	Banggi	body mass	Nor 1996
Rodentia	<i>Sundamys muelleri</i>	Molleangen	1.103	21	20	Both	1.103	Banggi	body mass	Nor 1996
Rodentia	<i>Sundasciurus lowii</i>	Banggi	1.028	5	5	Both	1.009	Borneo	HBL	Chasen and Kloss 1931
Rodentia	<i>Sundasciurus lowii</i>	Balambangan	0.976	1	4	Female	0.976	Banggi	body mass	Nor 1996
Rodentia	<i>Sundasciurus tenuis</i>	Bangkaru	1.552	10	5	Both	1.158	Sumatra	HBL	Miller 1903a
Rodentia	<i>Sundasciurus tenuis</i>	Mansalar	1.487	8	5	Both	1.141	Sumatra	HBL	Miller 1903a

Order	Species	Island	common SR	island n	mainland n	sex	SR	Mainland	trait	Reference
Artiodactyla	<i>Sus barbatus</i>	Bawal	1.859	1	4	Female	1.859	Borneo	body mass	Lyon 1911
Artiodactyla	<i>Sus barbatus</i>	Panebangan	0.762	1	1	Male	0.762	Borneo	body mass	Lyon 1911
Artiodactyla	<i>Sus barbatus</i>	Pelapis	0.857	2	1	Male	0.857	Borneo	body mass	Lyon 1911
Artiodactyla	<i>Sus scrofa</i>	Iriomoto	0.559	16	5	Both	0.824	Taiwan	Mandible Length(condyle to anterior- most point of symphysis)	Endo et al. 2002
Artiodactyla	<i>Sus scrofa</i>	Kyushu	0.884	43	68	Both	0.960	Honshu	Mandible Length(condyle to anterior- most point of symphysis)	Endo et al. 2002
Artiodactyla	<i>Sus scrofa</i>	Penjalei	0.568	1	3	Male	0.568	Sumatra	body mass	Lyon 1908
Artiodactyla	<i>Sus scrofa</i>	Rangsam	1.467	1	3	Male	1.136	Sumatra	Basal length	Lyon 1908
Artiodactyla	<i>Sus scrofa</i>	Tebing Tinggi	0.996	1	3	Male	0.996	Sumatra	body mass	Lyon 1908
Artiodactyla	<i>Sus scrofa</i>	Babi	1.169	2	4	Both	1.053	Simular	HBL	Miller 1903
Artiodactyla	<i>Sus scrofa</i>	Sardinia	0.521	2	2	Male	0.805	italy	CBL	Miller 1912
Chiroptera	<i>Syconycteris australis</i>	Bagbag	0.899	8	32	unsexed	0.965	New Guinea	body length	Koopman 1979
Chiroptera	<i>Syconycteris australis</i>	Crown	0.976	43	32	unsexed	0.992	New Guinea	body length	Koopman 1979
Chiroptera	<i>Syconycteris australis</i>	Long	0.988	97	32	unsexed	0.996	New Guinea	body length	Koopman 1979
Chiroptera	<i>Syconycteris australis</i>	New Britain	0.843	12	32	unsexed	0.945	New Guinea	body length	Koopman 1979
Chiroptera	<i>Syconycteris australis</i>	Sakar	1.000	7	32	unsexed	1.000	New Guinea	body length	Koopman 1979
Chiroptera	<i>Syconycteris australis</i>	Tolokiwa	0.976	47	32	unsexed	0.992	New Guinea	body length	Koopman 1979
Chiroptera	<i>Syconycteris australis</i>	Umboi	0.934	5	32	unsexed	0.978	New Guinea	body length	Koopman 1979
Lagomorpha	<i>Sylvilagus bachmani</i>	Cedros	1.290	2	5	unsexed	1.089	California	HBL	Lawlor 1982
Lagomorpha	<i>Sylvilagus bachmani</i>	San Jose	1.214	5	3	unsexed	1.067	Cape Region, Baja California Sur	HBL	Lawlor 1982
Lagomorpha	<i>Sylvilagus brasiliensis</i>	San Miguel	1.312	1	5	unsexed	1.095	Panama	HBL	Nelson 1909
Lagomorpha	<i>Sylvilagus graysoni/cunicularius</i>	Maria Madre	0.891	5	5	unsexed	0.962	W. Mexico	HBL	Nelson 1909
Insectivora	<i>Talpa europaea</i>	Jersey	0.927	1	7	Male	0.975	France N. of 48N and Belgium	CBL	Miller 1912
Rodentia	<i>Tamiasciurus hudsonicus</i>	Kupreanof	0.940	14	24	Both	0.980	Telegraph Creek BC	HBL	Allen 1903
Rodentia	<i>Tamias swinhoi</i>	Hainan	0.673	6	9	unsexed	0.876	Fukien	GTL	Allen 1938

Order	Species	Island	common SR	island n	mainland n	sex	SR	Mainland	trait	Reference
Chiroptera	<i>Taphozous melanopogon</i>	Alor	1.040	2	11	unsexed	1.013	Timor	GTL	Kitchener et al. 1993b
Chiroptera	<i>Taphozous melanopogon</i>	Moyo	0.990	11	19	unsexed	0.997	Sumbawa	GTL	Kitchener et al. 1993b
Primates	<i>Tarsius bancanus</i>	Natuna	1.044	not reported	not reported	unsexed	1.014	Borneo	HBL	Bromham and Cardillo 2007
Primates	<i>Trachypithecus cristatus</i>	Bunguran (Natuna)	1.342	not reported	not reported	Male	1.342	Borneo	body mass	Bromham and Cardillo 2007
Primates	<i>Trachypithecus obscurus</i>	King	1.336	1	2	Male	1.102	Tenasserim	HBL	Pocock 1939
Artiodactyla	<i>Tragulus javanicus</i>	Banggi	1.026	2	12	Both	1.009	Borneo	HBL	Chasen and Kloss 1931
Artiodactyla	<i>Tragulus javanicus</i>	Langkawi	1.004	7	13	Both	1.001	malay peninsula S. of the isthmus of kra	Basal length	Endo et al. 2004b
Artiodactyla	<i>Tragulus javanicus</i>	Bangka	1.103	5	8	Both	1.103	Sumatra	body mass	Lyon 1906
Artiodactyla	<i>Tragulus javanicus</i>	Bengkalis	1.254	7	18	Both	1.254	Sumatra	body mass	Lyon 1908
Artiodactyla	<i>Tragulus javanicus</i>	Padang	1.352	5	18	Both	1.352	Sumatra	body mass	Lyon 1908
Artiodactyla	<i>Tragulus javanicus</i>	Penjalei	0.982	3	18	Both	0.982	Sumatra	body mass	Lyon 1908
Artiodactyla	<i>Tragulus javanicus</i>	Rangsam	1.671	1	9	Male	1.671	Sumatra	body mass	Lyon 1908
Artiodactyla	<i>Tragulus javanicus</i>	Rupat	1.203	8	18	Both	1.203	Sumatra	body mass	Lyon 1908
Artiodactyla	<i>Tragulus javanicus</i>	Tebing Tinggi	1.304	3	18	Both	1.304	Sumatra	body mass	Lyon 1908
Artiodactyla	<i>Tragulus javanicus</i>	Panebangan	1.143	1	4	Male	1.143	Borneo	body mass	Lyon 1911
Artiodactyla	<i>Tragulus javanicus</i>	Bangkaru	0.957	1	6	Female	0.985	Sumatra	HBL	Miller 1903a
Artiodactyla	<i>Tragulus javanicus</i>	Tuangku	1.133	11	12	Both	1.042	Sumatra	HBL	Miller 1903a
Artiodactyla	<i>Tragulus napu</i>	Laut	0.983	6	8	Both	0.983	Borneo	body mass	Lyon 1911
Artiodactyla	<i>Tragulus napu</i>	Sebuku	0.622	1	5	Male	0.622	Borneo	body mass	Lyon 1911
Artiodactyla	<i>Tragulus napu</i>	Nias	0.811	8	not reported	unsexed	0.933	Sumatra	hind foot length	Lyon 1916
Artiodactyla	<i>Tragulus napu</i>	Bangka	0.913	5	19	unsexed	0.970	Sumatra	CBL	Meijaard and Groves 2004
Artiodactyla	<i>Tragulus napu</i>	Bunguran (Natuna)	1.057	4	3	unsexed	1.019	malay peninsula S. of the isthmus of kra	CBL	Meijaard and Groves 2004
Artiodactyla	<i>Tragulus napu</i>	Langkawi	1.049	1	3	unsexed	1.016	malay peninsula S. of the isthmus of kra	CBL	Meijaard and Groves 2004
Artiodactyla	<i>Tragulus napu</i>	Terutau	0.813	9	3	unsexed	0.933	malay peninsula S. of the isthmus of kra	CBL	Meijaard and Groves 2004

Order	Species	Island	common SR	island n	mainland n	sex	SR	Mainland kra	trait	Reference
Artiodactyla	<i>Tragulus napu</i>	Mansalar	0.574	6	1	Male	0.831	Sumatra	HBL	Miller 1903a Jones and Johnson 1965
Rodentia	<i>Tscherskia triton</i>	Cheju Do	1.054	1	6	unsexed	1.018	Central Korea	GTL	
Scandentia	<i>Tupaia belangeri</i>	Hainan	1.129	3	3	unsexed	1.041	Yunnan (Kwangsi)	Basal length	Allen 1938
Scandentia	<i>Tupaia belangeri</i>	Koh Lak	0.827	5	6	Both	0.939	Cape Liant, Thailand	HBL	Kloss 1919
Scandentia	<i>Tupaia belangeri</i>	Bentinck	0.939	1	1	Female	0.979	Malay Peninsula 9- 13N	CBL	Lyon 1913
Scandentia	<i>Tupaia belangeri</i>	Domel	0.965	4	7	Both	0.988	Malay Peninsula 9- 13N	CBL	Lyon 1913
Scandentia	<i>Tupaia belangeri</i>	James	0.953	7	7	Both	0.984	Malay Peninsula 9- 13N	CBL	Lyon 1913
Scandentia	<i>Tupaia belangeri</i>	Kisseraing	0.941	3	7	Both	0.980	Malay Peninsula 9- 13N	CBL	Lyon 1913
Scandentia	<i>Tupaia belangeri</i>	Saint Luke	1.022	1	6	Male	1.007	Malay Peninsula 9- 13N	CBL	Lyon 1913
Scandentia	<i>Tupaia belangeri</i>	Saint Matthew (Zedetkyi Kyun)	1.055	5	7	Both	1.018	Malay Peninsula 9- 13N	CBL	Lyon 1913
Scandentia	<i>Tupaia belangeri</i>	Sullivan	1.011	2	7	Both	1.004	Malay Peninsula 9- 13N	CBL	Lyon 1913
Scandentia	<i>Tupaia glis</i>	Aor	1.131	6	123	unsexed	1.042	Malay Peninsula	HBL	Hill 1960
Scandentia	<i>Tupaia glis</i>	Con Son	0.819	4	123	unsexed	0.936	Malay Peninsula	HBL	Hill 1960
Scandentia	<i>Tupaia glis</i>	East Perhentian	1.008	12	123	unsexed	1.003	Malay Peninsula	HBL	Hill 1960
Scandentia	<i>Tupaia glis</i>	Koh Phangan	0.804	5	123	unsexed	0.930	Malay Peninsula	HBL	Hill 1960
Scandentia	<i>Tupaia glis</i>	Koh Samui	0.790	10	123	unsexed	0.924	Malay Peninsula	HBL	Hill 1960
Scandentia	<i>Tupaia glis</i>	Pemanggil	1.078	3	123	unsexed	1.025	Malay Peninsula	HBL	Hill 1960
Scandentia	<i>Tupaia glis</i>	Pinang	0.849	10	123	unsexed	0.947	Malay Peninsula	HBL	Hill 1960
Scandentia	<i>Tupaia glis</i>	Redang	0.849	6	123	unsexed	0.947	Malay Peninsula	HBL	Hill 1960
Scandentia	<i>Tupaia glis</i>	Singapore	1.060	16	123	unsexed	1.020	Malay Peninsula	HBL	Hill 1960
Scandentia	<i>Tupaia glis</i>	Telibon	0.819	5	123	unsexed	0.936	Malay Peninsula	HBL	Hill 1960
Scandentia	<i>Tupaia glis</i>	Tioman	0.834	10	123	unsexed	0.941	Malay Peninsula	HBL	Hill 1960
Scandentia	<i>Tupaia glis</i>	Adang	0.877	1	18	Male	0.957	Malay Peninsula S. of 8N	CBL	Lyon 1913
Scandentia	<i>Tupaia glis</i>	Bangka	0.904	11	30	Both	0.967	Malay Peninsula S. of 8N	CBL	Lyon 1913
Scandentia	<i>Tupaia glis</i>	Batam	1.084	15	37	Both	1.027	Malay Peninsula S. of 8N	CBL	Lyon 1913

Order	Species	Island	common SR	island n	mainland n	sex	SR	Mainland	trait	Reference
Scandentia	<i>Tupaia glis</i>	Bintan	1.100	6	37	Both	1.032	Malay Peninsula S. of 8N	CBL	Lyon 1913
Scandentia	<i>Tupaia glis</i>	Jimaja	0.888	3	37	Both	0.961	Malay Peninsula S. of 8N	CBL	Lyon 1913
Scandentia	<i>Tupaia glis</i>	Langkawi	0.906	11	37	Both	0.968	Malay Peninsula S. of 8N	CBL	Lyon 1913
Scandentia	<i>Tupaia glis</i>	Perhentian	0.993	2	37	Both	0.997	Malay Peninsula S. of 8N	CBL	Lyon 1913
Scandentia	<i>Tupaia glis</i>	Rawi	0.877	1	18	Male	0.957	Malay Peninsula S. of 8N	CBL	Lyon 1913
Scandentia	<i>Tupaia glis</i>	Redang	0.739	2	37	Both	0.904	Malay Peninsula S. of 8N	CBL	Lyon 1913
Scandentia	<i>Tupaia glis</i>	Riabu	0.842	1	19	Female	0.944	Malay Peninsula S. of 8N	CBL	Lyon 1913
Scandentia	<i>Tupaia glis</i>	Siantan	0.989	1	19	Female	0.996	Malay Peninsula S. of 8N	CBL	Lyon 1913
Scandentia	<i>Tupaia glis</i>	Singkep	0.919	3	30	Both	0.972	Malay Peninsula S. of 8N	CBL	Lyon 1913
Scandentia	<i>Tupaia glis</i>	Tana Bala	1.020	1	19	Female	1.007	Malay Peninsula S. of 8N	CBL	Lyon 1913
Scandentia	<i>Tupaia glis</i>	Terutau	0.864	12	37	Both	0.953	Malay Peninsula S. of 8N	CBL	Lyon 1913
Scandentia	<i>Tupaia gracilis</i>	Banggi	0.985	1	3	Female	0.995	Borneo	HBL	Chasen and Kloss 1931
Scandentia	<i>Tupaia gracilis</i>	Belitung	0.959	2	2	Male	0.986	Bangka	CBL	Lyon 1913
Scandentia	<i>Tupaia minor</i>	Banggi	0.952	4	9	Both	0.984	Borneo	HBL	Chasen and Kloss 1931
Scandentia	<i>Tupaia minor</i>	Karimata	0.955	1	1	Male	0.985	Borneo	HBL	Lyon 1911
Scandentia	<i>Tupaia minor</i>	Lingga	1.075	4	4	Both	1.024	Sumatra	CBL	Lyon 1913
Scandentia	<i>Tupaia minor</i>	Singkep	1.237	1	2	Male	1.074	Malay Peninsula S. of 4N	CBL	Lyon 1913
Scandentia	<i>Tupaia minor</i>	Balambangan	1.087	6	6	Both	1.087	Banggi	body mass	Nor 1996
Scandentia	<i>Tupaia nicobarica</i>	Little Nicobar	0.959	8	13	Both	0.986	Great Nicobar	CBL	Lyon 1913
Scandentia	<i>Tupaia palawanensis</i>	Culion	0.661	7	1	Male	0.871	Palawan	CBL	Lyon 1913
Scandentia	<i>Tupaia palawanensis</i>	Cuyo	0.745	2	3	Both	0.906	Palawan	CBL	Lyon 1913
Scandentia	<i>Tupaia splendidula</i>	Bunguran (Natuna)	1.287	3	4	Both	1.088	Borneo	HBL	Lyon 1913
Scandentia	<i>Tupaia splendidula</i>	Karimata	0.932	5	4	Both	0.977	Borneo	HBL	Lyon 1913
Scandentia	<i>Tupaia splendidula</i>	Laut	1.019	4	4	Both	1.006	Borneo	HBL	Lyon 1913

Order	Species	Island	common SR	island n	mainland n	sex	SR	Mainland	trait	Reference
Scandentia	<i>Tupaia tana</i>	Banggi	0.724	10	11	Both	0.898	Borneo	HBL	Chasen and Kloss 1931
Scandentia	<i>Tupaia tana</i>	Big Tambelan	0.833	1	13	Male	0.941	Borneo	CBL	Lyon 1913
Scandentia	<i>Tupaia tana</i>	Bunoa	0.925	2	18	Both	0.974	Borneo	CBL	Lyon 1913
Scandentia	<i>Tupaia tana</i>	Lingga	0.971	1	2	Male	0.990	Sumatra	CBL	Lyon 1913
Scandentia	<i>Tupaia tana</i>	Saparo	0.545	1	5	Female	0.817	Borneo	CBL	Lyon 1913
Scandentia	<i>Tupaia tana</i>	Sirhassen	0.868	4	18	Both	0.954	Borneo	CBL	Lyon 1913
Scandentia	<i>Tupaia tana</i>	Tana Bala	1.220	1	2	Male	1.069	Sumatra	CBL	Lyon 1913
Scandentia	<i>Tupaia tana</i>	Tana Masa	1.028	2	2	Female	1.009	Sumatra	CBL	Lyon 1913
Scandentia	<i>Tupaia tana</i>	Tuangku	1.060	2	4	Both	1.020	Sumatra	CBL	Lyon 1913
Carnivora	<i>Urocyon littoralis</i>	San Clemente	0.550	5	16	Both	0.819	SW California	HBL	Grinnell et al. 1937
Carnivora	<i>Urocyon littoralis</i>	San Miguel	0.823	12	2	Both	0.823	SW California	body mass	Grinnell et al. 1937
Carnivora	<i>Urocyon littoralis</i>	San Nicholas	0.708	6	2	Both	0.708	SW California	body mass	Grinnell et al. 1937
Carnivora	<i>Urocyon littoralis</i>	Santa Catalina	0.739	3	2	Both	0.739	SW California	body mass	Grinnell et al. 1937
Carnivora	<i>Urocyon littoralis</i>	Santa Cruz	0.821	3	16	Both	0.936	SW California	HBL	Grinnell et al. 1937
Carnivora	<i>Urocyon littoralis</i>	Santa Rosa	0.619	15	16	Both	0.852	SW California	HBL	Grinnell et al. 1937
Carnivora	<i>Ursus americanus</i>	Gribbel	0.920	1	1	Female	0.973	Kenai Peninsula	CBL	Allen 1909
Carnivora	<i>Ursus americanus</i>	Wrangell	0.988	1	4	Male	0.996	Disenchantment and yakutat bays NW America W. of the Rockies, 55-60N	Basal length	Hall 1928
Carnivora	<i>Ursus americanus</i>	Admiralty	0.809	2	9	Male	0.932	Canada S. of 52N, E. of 67W	CBL	Meiri et al. 2006
Carnivora	<i>Ursus americanus</i>	Anticosti	1.237	1	2	Female	1.074	NW America W. of the Rockies, 55-60N	CBL	Meiri et al. 2006
Carnivora	<i>Ursus americanus</i>	Chichagof	1.348	1	9	Male	1.105	Prince of Wales NW America W. of the Rockies, 53-58N	CBL	Meiri et al. 2006
Carnivora	<i>Ursus americanus</i>	Dall	0.894	1	1	Male	0.963	NW America W. of the Rockies, 55-60N	CBL	Meiri et al. 2006
Carnivora	<i>Ursus americanus</i>	Graham	1.175	5	6	Both	1.055	NW America W. of the Rockies, 55-60N	CBL	Meiri et al. 2006
Carnivora	<i>Ursus americanus</i>	Kuiu	1.226	11	10	Both	1.070	NW America W. of the Rockies, 55-60N	CBL	Meiri et al. 2006

Order	Species	Island	common SR	island n	mainland n	sex	SR	Mainland	trait	Reference
Carnivora	<i>Ursus americanus</i>	Kupreanof	1.149	9	10	Both	1.048	60N NW America W. of the Rockies, 55-60N	CBL	Meiri et al. 2006
Carnivora	<i>Ursus americanus</i>	Mitkof	0.989	2	9	Male	0.996	NW America W. of the Rockies, 55-60N	CBL	Meiri et al. 2006
Carnivora	<i>Ursus americanus</i>	Prince of Wales	1.242	1	9	Male	1.075	NW America W. of the Rockies, 55-60N	CBL	Meiri et al. 2006
Carnivora	<i>Ursus americanus</i>	Vancouver Island	0.989	9	5	Both	0.996	NW America W. of the Rockies, 47-55N	CBL	Meiri et al. 2006
Carnivora	<i>Ursus arctos</i>	Kodiak	1.012	16	123	Female	1.012	McNeil River, Katami NP & Alaska Peninsula	body mass	Ferguson and McLoughlin 2000
Carnivora	<i>Ursus arctos</i>	Admiralty	0.988	58	8	Both	0.996	NW America W. of the Rockies, 55-60N	CBL	Meiri et al. 2006
Carnivora	<i>Ursus arctos</i>	Afognak	0.931	5	22	Both	0.977	kodiak	CBL	Meiri et al. 2006
Carnivora	<i>Ursus arctos</i>	Baranof	1.115	19	56	Both	1.037	NW America W. of the Rockies, 55-60N	CBL	Meiri et al. 2006
Carnivora	<i>Ursus arctos</i>	Chichagof	1.108	29	56	Both	1.035	NW America W. of the Rockies, 55-60N	CBL	Meiri et al. 2006
Carnivora	<i>Ursus arctos</i>	Hinchinbrook	1.239	2	17	Both	1.074	Alaska S. of 62N, 145-151W	CBL	Meiri et al. 2006
Carnivora	<i>Ursus arctos</i>	Krestof	0.894	1	6	Female	0.963	NW America W. of the Rockies, 55-60N	CBL	Meiri et al. 2006
Carnivora	<i>Ursus arctos</i>	Kruzof	0.926	3	4	Male	0.975	Baranof	CBL	Meiri et al. 2006
Carnivora	<i>Ursus arctos</i>	Montague	1.193	4	10	Both	1.060	NW America S. of 62N, 143-152W	CBL	Meiri et al. 2006
Carnivora	<i>Ursus arctos</i>	Saint Lawrence Bunguran	0.972	1	1	Male	0.991	Alaska, 62-65N, W. of 158	CBL	Meiri et al. 2006
Carnivora	<i>Viverra zangalunga</i>	(Natuna)	1.072	9	65	Both	1.023	Borneo	CBL	Meiri et al. 2006
Carnivora	<i>Viverra zangalunga</i>	Mindoro	1.048	1	2	Female	1.016	Luzon	CBL	Meiri et al. 2006
Carnivora	<i>Viverra zangalunga</i>	Pinang	1.166	1	2	Male	1.053	Malay Peninsula	CBL	Meiri et al. 2006
Carnivora	<i>Viverra zangalunga</i>	Rupat	0.808	1	4	Female	0.932	Sumatra	CBL	Meiri et al. 2006

Order	Species	Island	common SR	island n	mainland n	sex	SR	Mainland	trait	Reference
Carnivora	<i>Viverra zibetha</i>	Samar	1.081	1	2	Female	1.026	Luzon	CBL	Meiri et al. 2006
Carnivora	<i>Viverra zibetha</i>	Bawal	1.203	1	4	Female	1.203	Borneo	body mass	Meiri, unpublished data
Carnivora	<i>Viverra zibetha</i>	Karimata	1.023	2	4	Female	1.023	Borneo	body mass	Meiri, unpublished data
Carnivora	<i>Viverra zibetha</i>	Laut	0.842	1	4	Female	0.842	Borneo	body mass	Meiri, unpublished data
Carnivora	<i>Viverra zibetha</i>	Leyte	0.886	1	1	Female	0.961	Samar	CBL	Meiri, unpublished data
Carnivora	<i>Viverra zibetha</i>	Panebangan	1.414	1	4	Female	1.414	Borneo	body mass	Meiri, unpublished data
Carnivora	<i>Viverra zibetha</i>	Bangka	0.786	1	5	Female	0.923	Sumatra	HBL	Sody 1949
Carnivora	<i>Viverra zibetha</i>	Belitung	0.892	2	7	Both	0.963	Sumatra	HBL	Sody 1949
Carnivora	<i>Viverra zibetha</i>	Lingga	1.070	1	5	Female	1.023	Sumatra	HBL	Sody 1949
Carnivora	<i>Viverra zibetha</i>	Hainan	0.767	1	8	Female	0.915	Asia, 15-25N, E. of 105E	CBL	Meiri et al. 2006
Carnivora	<i>Viverricula indica</i>	Hainan	0.841	13	36	Both	0.944	Asia, 15-25N, E. of 105E	CBL	Meiri et al. 2006
Carnivora	<i>Viverricula indica</i>	Pinang	0.999	2	5	Both	1.000	Malay Peninsula	CBL	Meiri et al. 2006
Carnivora	<i>Viverricula indica</i>	Taiwan	0.825	13	28	Both	0.938	China S. of 30N, E. of 110E	CBL	Meiri et al. 2006
Carnivora	<i>Viverricula indica</i>	Naozhou Dao	0.923	3	36	Both	0.974	Asia, 15-25N, E. of 105E	CBL	Meiri, unpublished data
Carnivora	<i>Viverricula indica</i>	Kangean	0.885	1	3	Female	0.960	Java	GTL	Pocock 1933b
Carnivora	<i>Viverricula indica</i>	Bali	1.072	6	29	Both	1.024	Java	GTL	Sody 1949
Carnivora	<i>Viverricula indica</i>	Bawean	0.882	1	15	Female	0.959	Java	GTL	Sody 1949
Carnivora	<i>Vulpes vulpes</i>	Corsica	0.795	1	1	Female	0.927	Italy 40-44N	CBL	Meiri et al. 2006
Carnivora	<i>Vulpes vulpes</i>	Cyprus	0.835	1	1	Male	0.942	Syria	CBL	Meiri et al. 2006
Carnivora	<i>Vulpes vulpes</i>	Flaherty	1.008	4	3	Female	1.003	Quebec 55-60N, W. of 76W	CBL	Meiri et al. 2006
Carnivora	<i>Vulpes vulpes</i>	Grand Manan	0.974	1	12	Male	0.991	Maine & New Brunswick	CBL	Meiri et al. 2006
Carnivora	<i>Vulpes vulpes</i>	Kodiak	0.954	3	7	Both	0.985	Alaska S. of 61N, 150-160W	CBL	Meiri et al. 2006
Carnivora	<i>Vulpes vulpes</i>	Tukarak	1.165	4	3	Female	1.052	Quebec 55-60N, W. of 76W	CBL	Meiri et al. 2006
Carnivora	<i>Vulpes vulpes</i>	Unimak	0.972	1	3	Female	0.991	Alaska Peninsula	CBL	Meiri et al. 2006
Carnivora	<i>Vulpes vulpes</i>	Kyushu	1.067	1	1	Female	1.067	Honshu	body mass	Meiri, unpublished data

Order	Species	Island	common SR	island n	mainland n	sex	SR	Mainland	trait	Reference
Carnivora	<i>Vulpes vulpes</i>	Sardinia	0.787	4	3	Male	0.923	Italy	CBL	Miller 1912
Rodentia	<i>Zygodontomys brevicauda</i>	San Miguel	1.772	not reported	not reported	unsexed	1.210	Panama	body length	Foster 1963

Appendix 3 – Testing for intercepts of zero and slopes of one in the relationship between SR values obtained using different size indices.

Predictor	Response	intercept	intercept p ^a	slope	slope p ^b
Body mass median SR	CBL median SR ³	-0.10	0.71	1.16	0.18
Body mass median SR	Body length median SR ³	0.14	0.39	0.92	0.11
Body length median SR ³	CBL median SR ³	-0.05	0.81	1.04	0.97

a: p value obtained to determine whether the slope was significantly different from zero

b: p value obtained using offset to determine whether the slope was significantly different from one.

Slopes and intercepts calculated all species (n = 30) that had SR values based on all three trait-types.

Appendix 4 – Species level data

Order	Family	Species	Adult Body Mass (g)	median SR	Body mass source	Trophic Level	Trophic Level source	N (island specimens)	N (mainland specimens)
Artiodactyla	Cervidae	<i>Cervus elaphus</i>	240000	0.89	1	1	1	2	2
Artiodactyla	Cervidae	<i>Cervus unicolor</i>	176000	0.84	1	1	1	3	2
Artiodactyla	Cervidae	<i>Mazama americana</i>	20300	1.21	1	1	1	2	7
Artiodactyla	Cervidae	<i>Muntiacus muntjak</i>	17400	0.75	1	1	1	3	4
Artiodactyla	Cervidae	<i>Odocoileus hemionus</i>	83800	0.65	1	1	1	2	2
Artiodactyla	Cervidae	<i>Odocoileus virginianus</i>	75000	0.74	1	1	1	56	133
Artiodactyla	Cervidae	<i>Rangifer tarandus</i>	108000	0.84	1	1	1	9	14
Artiodactyla	Suidae	<i>Babyrousa babyrussa</i>	91700	0.93	1	2	1	47	138
Artiodactyla	Suidae	<i>Sus barbatus</i>	135000	0.86	1	2	1	4	6
Artiodactyla	Suidae	<i>Sus scrofa</i>	84500	0.88	1	2	1	66	88
Artiodactyla	Tragulidae	<i>Tragulus javanicus</i>	1870	1.14	1	1	1	54	154
Artiodactyla	Tragulidae	<i>Tragulus napu</i>	5230	0.86	1	1	1	40	42
Carnivora	Canidae	<i>Alopex lagopus</i>	3600	1.02	1	3	1	62	130
Carnivora	Canidae	<i>Canis aureus</i>	9680	0.71	1	2	1	2	5
Carnivora	Canidae	<i>Canis latrans</i>	12000	1.03	1	3	1	5	20
Carnivora	Canidae	<i>Canis lupus</i>	35000	0.95	1	3	1	125	90
Carnivora	Canidae	<i>Nyctereutes procyonoides</i>	4220	0.94	1	2	1	15	161
Carnivora	Canidae	<i>Pseudalopex griseus</i>	6340	1.31	1	2	1	16	16
Carnivora	Canidae	<i>Urocyon littoralis</i>	1920	0.72	1	2	1	44	54
Carnivora	Canidae	<i>Vulpes vulpes</i>	4840	0.97	1	3	1	20	34
Carnivora	Felidae	<i>Oncifelis guigna</i>	2500	0.97	1	3	1	1	5
Carnivora	Felidae	<i>Panthera tigris</i>	163000	0.95	1	3	1	2	3
Carnivora	Felidae	<i>Prionailurus bengalensis</i>	2790	0.85	1	3	1	25	89
Carnivora	Felidae	<i>Puma concolor</i>	53900	1.11	1	3	1	8	20
Carnivora	Herpestidae	<i>Atilax paludinosus</i>	3600	0.80	1	2	1	1	4
Carnivora	Herpestidae	<i>Bdeogale crassicauda</i>	1720	0.89	1	3	1	1	1

Order	Family	Species	Adult Body Mass (g)	median SR	Body mass source	Trophic Level	Trophic Level source	N (island specimens)	N (mainland specimens)
Carnivora	Herpestidae	<i>Galerella sanguinea</i>	517	0.71	1	2	1	1	1
Carnivora	Herpestidae	<i>Herpestes javanicus</i>	765	0.93	1	2	1	11	52
Carnivora	Herpestidae	<i>Herpestes urva</i>	2380	0.92	1	2	1	17	17
Carnivora	Mustelidae	<i>Amblonyx cinereus</i>	3530	1.26	1	3	1	8	34
Carnivora	Mustelidae	<i>Eira barbara</i>	4140	0.84	1	2	1	4	8
Carnivora	Mustelidae	<i>Gulo gulo</i>	12800	0.97	1	3	1	6	8
Carnivora	Mustelidae	<i>Lontra canadensis</i>	8090	1.02	1	3	1	70	130
Carnivora	Mustelidae	<i>Lontra longicaudis</i>	6550	1.37	1	3	1	1	1
Carnivora	Mustelidae	<i>Lontra provocax</i>	7500	0.83	1	3	1	1	1
Carnivora	Mustelidae	<i>Lutra lutra</i>	8860	1.12	1	3	1	2	21
Carnivora	Mustelidae	<i>Lutra sumatrana</i>	5970	1.16	1	3	1	1	2
Carnivora	Mustelidae	<i>Lutrogale perspicillata</i>	9000	1.14	1	3	1	3	7
Carnivora	Mustelidae	<i>Martes americana</i>	882	1.00	1	3	1	489	265
Carnivora	Mustelidae	<i>Martes flavigula</i>	2500	0.82	1	3	1	3	4
Carnivora	Mustelidae	<i>Martes foina</i>	1670	1.01	1	3	1	55	26
Carnivora	Mustelidae	<i>Martes martes</i>	1300	1.01	1	3	1	56	112
Carnivora	Mustelidae	<i>Martes melampus</i>	1000	1.00	1	2	2	6	194
Carnivora	Mustelidae	<i>Meles meles</i>	11900	0.99	1	3	1	44	333
Carnivora	Mustelidae	<i>Melogale moschata</i>	939	0.94	1	2	1	64	24
Carnivora	Mustelidae	<i>Mustela erminea</i>	284	0.92	1	3	1	202	753
Carnivora	Mustelidae	<i>Mustela nivalis</i>	79.9	1.09	1	3	1	58	46
Carnivora	Mustelidae	<i>Mustela putorius</i>	984	0.99	1	3	1	25	59
Carnivora	Mustelidae	<i>Mustela sibirica</i>	532	0.88	1	3	1	52	249
Carnivora	Mustelidae	<i>Mustela vison</i>	904	1.00	1	3	1	152	354
Carnivora	Mustelidae	<i>Mydaus javanensis</i>	2500	0.88	1	2	1	1	1
Carnivora	Mustelidae	<i>Mydaus marchei</i>	2500	0.76	1	2	2	1	3
Carnivora	Mustelidae	<i>Spilogale putorius</i>	569	1.03	1	2	1	31	20
Carnivora	Procyonidae	<i>Bassariscus astutus</i>	1020	1.03	1	2	1	26	40

Order	Family	Species	Adult Body Mass (g)	median SR	Body mass source	Trophic Level	Trophic Level source	N (island specimens)	N (mainland specimens)
Carnivora	Procyonidae	<i>Nasua narica</i>	4580	0.62	1	2	1	1	3
Carnivora	Procyonidae	<i>Potos flavus</i>	2480	0.94	1	2	1	8	44
Carnivora	Procyonidae	<i>Procyon lotor</i>	6370	0.91	1	2	1	61	284
Carnivora	Ursidae	<i>Ursus americanus</i>	111000	1.07	1	1	1	44	75
Carnivora	Ursidae	<i>Ursus arctos</i>	196000	1.00	1	2	1	138	303
Carnivora	Viverridae	<i>Arctictis binturong</i>	13000	0.78	1	1	1	3	7
Carnivora	Viverridae	<i>Arctogalidia trivirgata</i>	2320	0.76	1	2	1	26	103
Carnivora	Viverridae	<i>Genetta genetta</i>	1780	0.98	1	2	1	1	4
Carnivora	Viverridae	<i>Hemigalus derbyanus</i>	1270	0.75	1	2	1	2	1
Carnivora	Viverridae	<i>Paguma larvata</i>	4300	0.75	1	2	1	13	20
Carnivora	Viverridae	<i>Paradoxurus hermaphroditus</i>	3200	0.93	1	2	1	75	381
Carnivora	Viverridae	<i>Prionodon linsang</i>	685	0.75	1	2	1	2	2
Carnivora	Viverridae	<i>Viverra zibetha</i>	7350	1.05	1	2	1	23	109
Carnivora	Viverridae	<i>Viverra zibetha</i>	9150	0.77	1	2	1	1	8
Carnivora	Viverridae	<i>Viverricula indica</i>	2980	0.88	1	2	1	39	152
Chiroptera	Emballonuridae	<i>Emballonura monticola</i>	5.35	1.04	1	3	1	3	9
Chiroptera	Emballonuridae	<i>Taphozous melanopogon</i>	26.3	1.01	1	3	2	13	30
Chiroptera	Megadermatidae	<i>Megaderma spasma</i>	24.7	0.92	1	3	1	7	8
Chiroptera	Mystacinidae	<i>Mystacina robusta</i>	27.4	0.83	1	2	1	9	72
Chiroptera	Pteropodidae	<i>Aethalops alecto</i>	15	0.97	1	1	2	27	10
Chiroptera	Pteropodidae	<i>Cynopterus brachyotis</i>	33.5	0.93	1	1	1	37	69
Chiroptera	Pteropodidae	<i>Cynopterus horsfieldi</i>	55.9	1.41	1	1	1	2	3
Chiroptera	Pteropodidae	<i>Cynopterus titthaechelilus</i>	60.4	1.06	1	1	2	15	38
Chiroptera	Pteropodidae	<i>Eonycteris spelaea</i>	58.7	1.03	1	2	1	56	106
Chiroptera	Pteropodidae	<i>Macroglossus minimus</i>	16.3	1.12	1	1	1	14	6
Chiroptera	Pteropodidae	<i>Rousettus amplexicaudatus</i>	74	0.88	1	1	1	12	10
Chiroptera	Pteropodidae	<i>Rousettus angolensis</i>	67.7	0.96	1	1	1	37	20
Chiroptera	Pteropodidae	<i>Syconycteris australis</i>	17.6	0.98	1	1	1	219	224

Order	Family	Species	Adult Body Mass (g)	SR	Body mass source	Trophic Level	Trophic Level source	N (island specimens)	N (mainland specimens)
Chiroptera	Rhinolophidae	<i>Hipposideros cervinus</i>	8.47	1.02	1	3	1	18	2
Chiroptera	Rhinolophidae	<i>Hipposideros diadema</i>	45.9	1.04	1	3	1	4	7
Chiroptera	Rhinolophidae	<i>Hipposideros larvatus</i>	19.9	1.02	1	3	1	3	6
Chiroptera	Rhinolophidae	<i>Rhinolophus affinis</i>	13.7	1.04	1	3	1	8	3
Chiroptera	Rhinolophidae	<i>Rhinolophus blasii</i>	10.2	1.00	1	3	1	12	12
Chiroptera	Rhinolophidae	<i>Rhinolophus euryale</i>	9.18	0.97	1	3	1	1	7
Chiroptera	Rhinolophidae	<i>Rhinolophus hipposideros</i>	4.6	0.87	1	3	1	1	5
Chiroptera	Rhinolophidae	<i>Rhinolophus trifoliatus</i>	15.1	0.77	1	3	1	1	2
Chiroptera	Vespertilionidae	<i>Eptesicus serotinus</i>	23.1	1.05	1	3	1	3	6
Chiroptera	Vespertilionidae	<i>Lasiurus cinereus</i>	26.8	0.57	1	3	1	74	39
Chiroptera	Vespertilionidae	<i>Miniopterus australis</i>	7.36	1.14	1	3	1	20	2
Chiroptera	Vespertilionidae	<i>Miniopterus schreibersi</i>	10.9	1.03	1	3	1	90	28
Chiroptera	Vespertilionidae	<i>Myotis blythii</i>	22.1	1.13	1	3	2	8	18
Chiroptera	Vespertilionidae	<i>Myotis capaccinii</i>	8.14	0.88	1	3	1	1	1
Chiroptera	Vespertilionidae	<i>Myotis muricola</i>	4.8	0.92	1	3	1	8	9
Chiroptera	Vespertilionidae	<i>Myotis myotis</i>	25.7	1.09	1	3	1	5	4
Chiroptera	Vespertilionidae	<i>Pipistrellus kuhlii</i>	6.04	1.00	1	3	2	5	26
Chiroptera	Vespertilionidae	<i>Pipistrellus pipistrellus</i>	5.28	0.99	1	3	1	6	12
Chiroptera	Vespertilionidae	<i>Pipistrellus savii</i>	6.27	0.89	1	3	1	6	5
Dasyuromorphia	Dasyuridae	<i>Parantechinus apicalis</i>	73.3	0.67	1	2	1	92	18
Dermoptera	Cynocephalidae	<i>Cynocephalus variegatus</i>	1110	0.87	1	1	1	15	24
Didelphimorphia	Didelphidae	<i>Didelphis marsupialis</i>	1150	1.16	1	2	1	12	19
Didelphimorphia	Didelphidae	<i>Didelphis virginiana</i>	2470	1.24	1	2	1	4	0
Didelphimorphia	Didelphidae	<i>Marmosa robinsoni</i>	61.7	1.29	1	2	1	13	62
Didelphimorphia	Didelphidae	<i>Marmosops fuscatus</i>	46	1.18	1	2	1	2	3
Diprotodontia	Burramyidae	<i>Cercartetus concinnus</i>	14.1	0.74	1	2	2	1	2
Diprotodontia	Macropodidae	<i>Macropus eugenii</i>	5280	0.95	1	1	2	0	226
Diprotodontia	Macropodidae	<i>Setonix brachyurus</i>	3030	1.07	1	1	1	171	6

Order	Family	Species	Adult Body Mass (g)	median SR	Body mass source	Trophic Level	Trophic Level source	N (island specimens)	N (mainland specimens)
Diprotodontia	Petauridae	<i>Petaurus norfolcensis</i>	230	1.21	1	2	1	3	0
Diprotodontia	Pseudocheiridae	<i>Pseudocheirus peregrinus</i>	894	1.40	1	1	1	9	0
Insectivora	Erinaceidae	<i>Echinosorex gymnura</i>	818	0.96	1	2	1	3	2
Insectivora	Erinaceidae	<i>Erinaceus concolor</i>	714	0.70	1	2	1	2	2
Insectivora	Erinaceidae	<i>Erinaceus europaeus</i>	800	0.89	1	2	1	1	1
Insectivora	Soricidae	<i>Anourosorex squamipes</i>	20	0.57	1	3	2	26	5
Insectivora	Soricidae	<i>Blarina brevicauda</i>	18.4	0.92	1	2	1	6	31
Insectivora	Soricidae	<i>Crocidura attenuata</i>	9	0.65	16	3	2	2	2
Insectivora	Soricidae	<i>Crocidura dsinezumi</i>	9	1.05	3	3	2	89	121
Insectivora	Soricidae	<i>Crocidura horsfieldii</i>	5.36	0.97	1	3	2	34	144
Insectivora	Soricidae	<i>Crocidura malayana</i>	8.9	0.85	6	3	2	20	34
Insectivora	Soricidae	<i>Crocidura russula</i>	9.46	0.86	1	3	1	61	65
Insectivora	Soricidae	<i>Crocidura suaveolens</i>	7.28	1.16	1	2	1	27	66
Insectivora	Soricidae	<i>Sorex araneus</i>	8.83	0.92	1	2	1	3	14
Insectivora	Soricidae	<i>Sorex caecutiens</i>	6.23	1.15	1	2	1	11	7
Insectivora	Soricidae	<i>Sorex cinereus</i>	4.14	1.03	1	3	1	36	49
Insectivora	Soricidae	<i>Sorex minutus</i>	4.14	1.00	1	2	1	43	53
Insectivora	Soricidae	<i>Sorex monticolus</i>	6.78	0.95	1	2	1	288	419
Insectivora	Soricidae	<i>Sorex ornatus</i>	5.1	1.43	1	2	2	11	16
Insectivora	Soricidae	<i>Sorex shinto</i>	7	1.40	7	2	2	2	37
Insectivora	Soricidae	<i>Sorex trowbridgii</i>	4.8	1.09	1	2	1	29	27
Insectivora	Soricidae	<i>Sorex vagrans</i>	5.88	1.05	1	2	1	9	16
Insectivora	Soricidae	<i>Suncus etruscus</i>	2.2	0.92	1	3	2	3	10
Insectivora	Soricidae	<i>Suncus murinus</i>	43.2	1.03	1	3	2	21	97
Insectivora	Talpidae	<i>Mogera insularis</i>	57	1.68	10	3	1	5	7
Insectivora	Talpidae	<i>Mogera minor</i>	64.5	0.86	1	2	1	4	3
Insectivora	Talpidae	<i>Mogera wogura</i>	67.9	0.88	1	2	1	124	230
Insectivora	Talpidae	<i>Talpa europaea</i>	85	0.93	1	3	1	1	7

Order	Family	Species	Adult Body Mass (g)	median SR	Body mass source	Trophic Level	Trophic Level source	N (island specimens)	N (mainland specimens)
Lagomorpha	Leporidae	<i>Lepus arcticus</i>	4430	1.20	1	1	1	1	1
Lagomorpha	Leporidae	<i>Lepus californicus</i>	2420	1.21	1	1	1	6	10
Lagomorpha	Leporidae	<i>Lepus corsicanus</i>	2700	0.85	11	1	2	2	2
Lagomorpha	Leporidae	<i>Lepus europaeus</i>	3820	0.75	1	1	2	4	4
Lagomorpha	Leporidae	<i>Lepus granatensis</i>	2330	0.89	1	1	2	4	9
Lagomorpha	Leporidae	<i>Lepus sinensis</i>	1610	0.90	1	1	2	3	1
Lagomorpha	Leporidae	<i>Oryctolagus cuniculus</i>	1590	1.09	1	1	1	12	25
Lagomorpha	Leporidae	<i>Sylvilagus bachmani</i>	717	1.25	1	1	1	7	8
Lagomorpha	Leporidae	<i>Sylvilagus brasiliensis</i>	989	1.31	1	1	1	1	5
Lagomorpha	Leporidae	<i>Sylvilagus cunicularius</i>	2490	0.89	1	1	1	5	5
Peramelemorphia	Peramelidae	<i>Isodon obesulus</i>	825	1.03	1	2	1	333	69
Pholidota	Manidae	<i>Manis pentadactyla</i>	4670	1.38	1	3	1	8	6
Primates	Cebidae	<i>Alouatta belzebul</i>	6180	0.92	1	1	2	not reported	not reported
Primates	Cebidae	<i>Alouatta palliata</i>	6580	1.12	1	1	1	not reported	not reported
Primates	Cebidae	<i>Alouatta seniculus</i>	6420	0.73	1	2	1	not reported	not reported
Primates	Cebidae	<i>Cebus capucinus</i>	3010	0.61	1	2	1	not reported	not reported
Primates	Cercopithecidae	<i>Cercopithecus erythrotis</i>	3250	0.56	1	2	1	2	not reported
Primates	Cercopithecidae	<i>Cercopithecus preussi</i>	5140	0.20	1	2	1	1	not reported
Primates	Cercopithecidae	<i>Chlorocebus aethiops</i>	4030	0.92	1	1	1	2	not reported
Primates	Cercopithecidae	<i>Macaca fascicularis</i>	4590	0.95	1	2	1	270	2206
Primates	Cercopithecidae	<i>Macaca fuscata</i>	10100	0.78	1	2	1	not reported	not reported
Primates	Cercopithecidae	<i>Macaca mulatta</i>	6450	0.78	1	1	1	4	2

Order	Family	Species	Adult Body Mass (g)	median SR	Body mass source	Trophic Level	Trophic Level source	N (island specimens)	N (mainland specimens)
Primates	Cercopithecidae	<i>Macaca nemestrina</i>	7870	0.97	1	2	1	3	4
Primates	Cercopithecidae	<i>Macaca nigra</i>	7380	0.94	1	1	1	1	not reported
Primates	Cercopithecidae	<i>Macaca ochreata</i>	2750	0.87	1	2	2	not reported	not reported
Primates	Cercopithecidae	<i>Mandrillus leucophaeus</i>	14200	0.81	1	2	1	not reported	reported
Primates	Cercopithecidae	<i>Presbytis femoralis</i>	7000	1.09	1	1	2	1	6
Primates	Cercopithecidae	<i>Presbytis melalophos</i>	6470	0.80	1	1	1	not reported	not reported
Primates	Cercopithecidae	<i>Presbytis rubicunda</i>	6410	1.12	1	1	1	2	14
Primates	Cercopithecidae	<i>Procolobus pennantii</i>	9160	0.63	1	1	1	not reported	not reported
Primates	Cercopithecidae	<i>Trachypithecus cristatus</i>	7130	1.34	1	1	2	not reported	reported
Primates	Cercopithecidae	<i>Trachypithecus obscurus</i>	7120	1.34	1	1	2	1	2
Primates	Galagonidae	<i>Galago alleni</i>	269	1.48	1	1	1	not reported	not reported
Primates	Galagonidae	<i>Galagoides demidoff</i>	67.1	0.82	1	2	1	not reported	reported
Primates	Galagonidae	<i>Galagoides zanzibaricus</i>	148	0.83	1	2	1	not reported	not reported
Primates	Galagonidae	<i>Otolemur garnettii</i>	814	0.97	1	2	1	not reported	reported
Primates	Hylobatidae	<i>Hylobates concolor</i>	6430	0.96	1	2	1	4	2
Primates	Hylobatidae	<i>Hylobates lar</i>	5630	1.04	1	2	1	3	11
Primates	Lemuridae	<i>Eulemur fulvus</i>	2390	1.03	1	1	1	0	0
Primates	Lemuridae	<i>Eulemur mongoz</i>	1770	1.05	1	2	1	0	0
Primates	Loridae	<i>Nycticebus coucang</i>	971	0.96	1	2	1	not reported	not reported
Primates	Tarsiidae	<i>Tarsius bancanus</i>	114	1.04	1	2	1	not reported	not reported

Order	Family	Species	Adult Body Mass (g)	median SR	Body mass source	Trophic Level	Trophic Level source	N (island specimens)	N (mainland specimens) reported
Rodentia	Castoridae	<i>Castor canadensis</i>	18100	1.00	1	1	1	5	9
Rodentia	Echimyidae	<i>Makalata armata</i>	400	0.84	1	1	2	3	1
Rodentia	Heteromyidae	<i>Chaetodipus arenarius</i>	23	0.95	1	2	2	51	126
Rodentia	Heteromyidae	<i>Chaetodipus baileyi</i>	26.3	0.90	1	2	1	18	11
Rodentia	Heteromyidae	<i>Chaetodipus fallax</i>	18.3	0.07	1	1	1	0	6
Rodentia	Heteromyidae	<i>Chaetodipus intermedius</i>	16.5	0.76	1	2	2	10	23
Rodentia	Heteromyidae	<i>Chaetodipus penicillatus</i>	15	0.77	1	2	2	18	17
Rodentia	Heteromyidae	<i>Chaetodipus spinatus</i>	16.4	0.78	1	2	2	120	322
Rodentia	Heteromyidae	<i>Dipodomys merriami</i>	37.6	0.92	1	1	1	8	2
Rodentia	Hystriidae	<i>Hystrix brachyura</i>	8000	0.93	1	2	1	2	5
Rodentia	Hystriidae	<i>Hystrix cristata</i>	13400	0.90	1	2	1	11	24
Rodentia	Muridae	<i>Apodemus agrarius</i>	21.1	1.53	1	2	2	40	40
Rodentia	Muridae	<i>Apodemus argenteus</i>	21	1.03	4	2	2	39	285
Rodentia	Muridae	<i>Apodemus flavicollis</i>	31.6	1.08	1	2	2	6	15
Rodentia	Muridae	<i>Apodemus mystacinus</i>	43.9	0.95	1	2	2	2	1
Rodentia	Muridae	<i>Apodemus speciosus</i>	43.7	1.19	1	2	2	318	966
Rodentia	Muridae	<i>Apodemus sylvaticus</i>	21.9	1.11	1	2	1	919	506
Rodentia	Muridae	<i>Clethrionomys gapperi</i>	19.8	0.91	1	2	1	35	42
Rodentia	Muridae	<i>Clethrionomys glareolus</i>	20.7	1.18	1	2	1	175	969
Rodentia	Muridae	<i>Dicrostonyx groenlandicus</i>	58.7	2.03	1	1	2	2	5
Rodentia	Muridae	<i>Lemmus sibiricus</i>	63.3	1.03	1	1	2	10	5
Rodentia	Muridae	<i>Leopoldamys sabanus</i>	351	0.93	1	2	2	51	139
Rodentia	Muridae	<i>Leporillus conditor</i>	329	1.50	1	1	1	6	6
Rodentia	Muridae	<i>Mastomys hildebrandtii</i>	62.1	0.87	1	2	2	33	94
Rodentia	Muridae	<i>Maxomys rajah</i>	150	1.01	1	2	2	29	46
Rodentia	Muridae	<i>Maxomys surifer</i>	150	1.01	1	2	2	253	2546
Rodentia	Muridae	<i>Maxomys whiteheadi</i>	59.2	1.19	1	2	2	69	145

Order	Family	Species	Adult Body Mass (g)	SR median	Body mass source	Trophic Level	Trophic Level source	N (island specimens)	N (mainland specimens)
Rodentia	Muridae	<i>Micromys minutus</i>	7	1.32	1	2	2	1	7
Rodentia	Muridae	<i>Microtus agrestis</i>	35.9	1.21	1	1	2	7	12
Rodentia	Muridae	<i>Microtus arvalis</i>	26.9	0.85	1	1	2	36	38
Rodentia	Muridae	<i>Microtus longicaudus</i>	44.8	0.88	1	1	1	17	22
Rodentia	Muridae	<i>Microtus oeconomus</i>	33.1	0.88	1	1	2	2	2
Rodentia	Muridae	<i>Microtus pennsylvanicus</i>	42.5	1.21	1	2	1	89	74
Rodentia	Muridae	<i>Microtus savii</i>	20	1.03	1	1	2	2	10
Rodentia	Muridae	<i>Microtus townsendii</i>	52.1	1.08	1	1	1	29	30
Rodentia	Muridae	<i>Mus musculus</i>	19.3	0.99	1	3	1	505	1206
Rodentia	Muridae	<i>Mus spretus</i>	16.7	0.99	1	2	2	3	29
Rodentia	Muridae	<i>Neotoma albigula</i>	208	0.84	1	1	1	9	26
Rodentia	Muridae	<i>Neotoma lepida</i>	144	1.22	1	1	1	325	953
Rodentia	Muridae	<i>Niviventer confucianus</i>	70	1.10	9	2	inferred based on congenerics (14)	4	2
Rodentia	Muridae	<i>Niviventer cremoriventer</i>	71.3	1.31	1	2	inferred based on congenerics (14)	31	21
Rodentia	Muridae	<i>Oryzomys couesi</i>	69.3	2.52	1	2	2	0	0
Rodentia	Muridae	<i>Peromyscus boylii</i>	23.9	1.23	1	2	2	12	3
Rodentia	Muridae	<i>Peromyscus eremicus</i>	22.7	1.33	1	2	1	274	822
Rodentia	Muridae	<i>Peromyscus eva</i>	22	1.07	1	2	2	29	84
Rodentia	Muridae	<i>Peromyscus gossypinus</i>	27.7	0.95	1	3	1	22	43
Rodentia	Muridae	<i>Peromyscus leucopus</i>	18.1	1.21	1	2	1	47	62
Rodentia	Muridae	<i>Peromyscus maniculatus</i>	20.1	1.34	1	2	1	1809	1240
Rodentia	Muridae	<i>Peromyscus merriami</i>	40	1.55	1	2	2	7	65
Rodentia	Muridae	<i>Peromyscus oreas</i>	25	1.23	13	2	2	42	33
Rodentia	Muridae	<i>Peromyscus polionotus</i>	14.3	0.93	1	2	2	10	10
Rodentia	Muridae	<i>Peromyscus stirtoni</i>	29.2	0.94	1	2	2	7	4
Rodentia	Muridae	<i>Rattus annandalei</i>	198	1.43	1	2	2	3	5
Rodentia	Muridae	<i>Rattus exulans</i>	50.6	1.26	1	2	1	4	3

Order	Family	Species	Adult Body Mass (g)	median SR	Body mass source	Trophic Level	Trophic Level source	N (island specimens)	N (mainland specimens)
Rodentia	Muridae	<i>Rattus fuscipes</i>	125	0.67	1	2	1	6	4
Rodentia	Muridae	<i>Rattus losea</i>	105	1.20	1	2	2	5	5
Rodentia	Muridae	<i>Rattus nitidus</i>	100	0.93	1	2	2	3	9
Rodentia	Muridae	<i>Rattus rattus</i>	143	1.19	1	2	1	479	529
Rodentia	Muridae	<i>Rattus simalurensis</i>	270	1.11	6	2	2	10	10
Rodentia	Muridae	<i>Rattus tanezumi</i>	141	1.67	1	2	2	29	7
Rodentia	Muridae	<i>Rattus tiomanicus</i>	119	0.87	1	2	1	10	2
Rodentia	Muridae	<i>Reithrodontomys megalotis</i>	10.7	1.37	1	2	2	14	26
Rodentia	Muridae	<i>Sundamys muelleri</i>	356	0.94	1	2	2	57	79
Rodentia	Muridae	<i>Tscherskia triton</i>	132	1.05	12	1	2	1	6
Rodentia	Muridae	<i>Zygodontomys brevicauda</i>	52.2	1.77	1	2	1	0	0
Rodentia	Myoxidae	<i>Eliomys quercinus</i>	115	0.80	1	2	1	19	25
Rodentia	Myoxidae	<i>Myoxus glis</i>	128	0.98	1	2	2	5	17
Rodentia	Sciuridae	<i>Callosciurus caniceps</i>	265	0.97	1	2	2	116	1161
Rodentia	Sciuridae	<i>Callosciurus erythraeus</i>	283	1.30	1	1	1	16	14
Rodentia	Sciuridae	<i>Callosciurus finlaysonii</i>	300	0.52	8	2	2	8	18
Rodentia	Sciuridae	<i>Callosciurus notatus</i>	210	1.02	1	2	1	122	619
Rodentia	Sciuridae	<i>Callosciurus prevostii</i>	400	0.74	1	2	1	139	510
Rodentia	Sciuridae	<i>Exilisciurus exilis</i>	21.8	1.09	1	2	2	4	6
Rodentia	Sciuridae	<i>Hylopetes spadiceus</i>	118	1.11	1	2	2	4	12
Rodentia	Sciuridae	<i>Marmota caligata</i>	2250	0.70	1	2	2	10	4
					15		inferred from other sciurids in this study		
Rodentia	Sciuridae	<i>Nannosciurus melanotis</i>	20	1.04		2		10	2
Rodentia	Sciuridae	<i>Petaurista petaurista</i>	1540	0.86	1	2	1	4	9
Rodentia	Sciuridae	<i>Ratufa affinis</i>	1160	1.12	1	2	1	20	100
Rodentia	Sciuridae	<i>Ratufa bicolor</i>	1610	0.90	1	2	1	11	18
Rodentia	Sciuridae	<i>Sciurus granatensis</i>	319	1.12	1	2	1	14	45
Rodentia	Sciuridae	<i>Spermophilus beecheyi</i>	598	1.21	1	2	2	15	16
Rodentia	Sciuridae	<i>Spermophilus parryii</i>	747	0.97	1	2	2	31	28

Order	Family	Species	Adult Body Mass (g)	median SR	Body mass source	Trophic Level	Trophic Level source	N (island specimens)	N (mainland specimens)
Rodentia	Sciuridae	<i>Sundasciurus lowii</i>	85	1.00	1	2	1	6	9
Rodentia	Sciuridae	<i>Sundasciurus tenuis</i>	74.9	1.52	1	2	1	18	10
Rodentia	Sciuridae	<i>Tamiasciurus hudsonicus</i>	200	0.94	1	2	1	14	24
Rodentia	Sciuridae	<i>Tamias swinhoi</i>	60	0.67	5	2	2	6	9
Scandentia	Tupaiaidae	<i>Ptilocercus lowii</i>	42.5	0.92	1	2	1	1	2
Scandentia	Tupaiaidae	<i>Tupaia belangeri</i>	200	0.96	1	2	2	31	51
Scandentia	Tupaiaidae	<i>Tupaia glis</i>	132	0.89	1	2	1	157	1765
Scandentia	Tupaiaidae	<i>Tupaia gracilis</i>	112	0.97	1	2	1	3	5
Scandentia	Tupaiaidae	<i>Tupaia minor</i>	70	1.07	1	2	1	16	22
Scandentia	Tupaiaidae	<i>Tupaia nicobarica</i>	170	0.96	1	2	2	8	13
Scandentia	Tupaiaidae	<i>Tupaia palawanensis</i>	168	0.70	1	2	1	9	4
Scandentia	Tupaiaidae	<i>Tupaia splendidula</i>	168	1.02	1	2	1	12	12
Scandentia	Tupaiaidae	<i>Tupaia tana</i>	182	0.93	1	2	1	24	75
Xenarthra	Bradypodidae	<i>Bradypus variegatus</i>	3860	0.78	1	1	1	44	168

Trophic Level

1	Herbivore
2	Omnivore
3	Carnivore

Mass and trophic level sources

1. PanTheria Traits Database (Jones et al. in prep)
2. Nowak, R. M. 1999. Walker's "Mammals of the world". 6th edition. Johns Hopkins University Press, Baltimore.

3. Abe, H. (editor) 1994. A pictorial guide to the mammals of Japan. Japan wildlife research center, Tokyo.
4. Breed, W. G. and Taylor, J. 2000. Body mass, testes mass and sperm size in murine rodents. *Journal of Mammalogy*, 81: 758-768.
5. Deng, X.-B., Ren, P.-Y., Gao, J.-Y. and Li, Q.-J. 2004. The striped squirrel (*Tamiops swinhoei hainanus*) as a nectar robber of ginger (*Alpinia kwangsiensis*). *Biotropica* 36: 633–636.
6. estimated based on HBL (from specimens in this study)
7. Hideki Endo, personal communication to Shai Meiri, December 1, 2004
8. Kitamura, S., Suzuki, S., Yumoto, T., Poonswad, P., Chuailua, P., Plongmai, K., Noma, N., Maruhashi, T., & Suckasam, C. (2004) Dispersal of *Aglaia spectabilis*, a large-seeded tree species in a moist evergreen forest in Thailand. *Journal of Tropical Ecology* 20: 421-427.
9. Medway, G. G. H. 1969. The wild mammals of Malaya and offshore islands including Singapore. Oxford University Press. Oxford.
10. Motokawa, M., Lin, L-K., Cheng, H-C. and Harada. M. 2001. Taxonomic status of the Senkaku mole, *Neoscaptor uchidai*, with special reference to the variation in *Mogera insularis* from Taiwan (Mammalia: Insectivora). *Zoological Science* 18: 733-740
11. Riga, F., Trocchi, V., Randi, E. and Toso, S. 2001. Morphometric differentiation between the Italian hare (*Lepus corsicanus* De Winton, 1898) and the European brown hare (*Lepus europaeus* Pallas, 1778). *Journal of Zoology* 253: 241-252.
12. Satoh, K. and Iwaku, F. 2004. Internal architecture, origin-insertion site, and mass of jaw muscles in Old World hamsters. *Journal of Morphology* 260: 101–116
13. Savage, V. M., Gillooly, J. F., Woodruff, W. H., West, G. B., Allen, A. P., Enquist, B. J. and Brown, J. H. 2004. The predominance of quarter-power scaling in biology. *Functional Ecology* 18: 257-282.
14. Wu, H. Y. and Yu, H. T. 2004. Spatial organization of a forest-dwelling murid rodent, *Niviventer coxingi*, in subtropical Central Taiwan. *Zoological Studies* 43: 612-621.
15. Yasuma, S., Andau, M., Apin, L., Yu, F. T. Y. and Kimsui, L. 2003. Identification keys to the mammals of Borneo. Insectivora, Scandentia, Rodentia Chiroptera. BBEC, Kota Kinabalu, Sabah.
16. Yu, H. T., Cheng, T. W. and Chou, W. H. 2001. Seasonal activity and reproduction of two syntopic white-toothed shrews (*Crocidura attenuata* and *C. kurodai*) from a subtropical montane forest in central Taiwan. *Zoological Studies* 40: 163-169.

Island (of population from which median SR was	Species	Island area (km ²)	Isolation (km)	Number of carnivore species
Anastasia	<i>Peromyscus polionotus</i>	NA	NA	NA
Balaclava	<i>Peromyscus oreas</i>	6.0	16	NA
Balambangan	<i>Hipposideros cervinus</i>	90	5.0	1
Balambangan	<i>Hipposideros diadema</i>	90	5.0	1
Balambangan	<i>Miniopterus australis</i>	90	5.0	1
Banggi	<i>Arctogalidia trivirgata</i>	441	13	4
Banggi	<i>Exilisciurus exilis</i>	441	13	4
Banggi	<i>Rattus exulans</i>	441	13	4
Banggi	<i>Rhinolophus trifoliatus</i>	441	13	4
Barter	<i>Cynopterus titthaechilus</i>	38.4	1.0	1
Bawal	<i>Maxomys rajah</i>	48.5	7.0	1
Bioko	<i>Cercopithecus erythrotis</i>	1935	32	4
Bioko	<i>Cercopithecus preussi</i>	1935	32	4
Bioko	<i>Galago alleni</i>	1935	32	4
Bioko	<i>Galagoides demidoff</i>	1935	32	4
Bioko	<i>Mandrillus leucophaeus</i>	1935	32	4
Bioko	<i>Rousettus angolensis</i>	1935	32	4
Blackbeard	<i>Odocoileus virginianus</i>	NA	NA	NA
Bulan	<i>Callosciurus notatus</i>	91	2.0	1
Bunguran (Natuna)	<i>Mydaus javanensis</i>	1485	94	3
Bunoa	<i>Tupaia tana</i>	20.7	9.0	NA
Busuanga	<i>Mydaus marchei</i>	980	9.0	5
Buton	<i>Macaca ochreata</i>	4493	6.0	NA
Cedros	<i>Chaetodipus fallax</i>	348	24	2
Cephalonia	<i>Apodemus mystacinus</i>	775	32	5
Cheju Do	<i>Apodemus agrarius</i>	1829	82	5
Cheju Do	<i>Micromys minutus</i>	1829	82	5
Cheju Do	<i>Mus musculus</i>	1829	82	5
Cheju Do	<i>Sorex caecutiens</i>	1829	82	5
Cheju Do	<i>Tscherskia triton</i>	1829	82	5
Chiloe	<i>Lontra provocax</i>	8478	5.0	5
Chiloe	<i>Oncifelis guigna</i>	8478	5.0	5
Chiloe	<i>Pseudalopex griseus</i>	8478	5.0	5
Clavering	<i>Lepus arcticus</i>	1535	2.0	NA
Coiba	<i>Alouatta palliata</i>	486	24	NA
Coiba	<i>Didelphis marsupialis</i>	486	24	NA
Cozumel	<i>Didelphis virginiana</i>	539	10	4
Cozumel	<i>Nasua narica</i>	539	10	4
Cozumel	<i>Oryzomys couesi</i>	539	10	4
Destruction	<i>Sorex trowbridgii</i>	0.4	5.4	NA
Domel	<i>Tupaia belangeri</i>	250	7.0	2
Flinders	<i>Pseudocheirus peregrinus</i>	1347	53	NA
Forrester	<i>Sorex monticolus</i>	NA	NA	NA
Franklin	<i>Leporillus conditor</i>	5.1	14	NA
Fraser	<i>Petaurus norfolcensis</i>	1654	1.1	NA
Fyn	<i>Martes foina</i>	3012	1.0	7
Garden	<i>Macropus eugenii</i>	10.5	2.3	NA
Gorgona	<i>Cebus capucinus</i>	12.0	27	NA
Hainan	<i>Crocidura attenuata</i>	33210	20	14
Hainan	<i>Hylobates concolor</i>	33210	20	14
Hainan	<i>Hystrix brachyura</i>	33210	20	14
Hainan	<i>Macaca mulatta</i>	33210	20	14

Hainan	<i>Manis pentadactyla</i>	33210	20	14
Hainan	<i>Mogera insularis</i>	33210	20	14
Hainan	<i>Muntiacus muntjak</i>	33210	20	14
Hainan	<i>Niviventer confucianus</i>	33210	20	14
Hainan	<i>Rattus losea</i>	33210	20	14
Hainan	<i>Rattus nitidus</i>	33210	20	14
Hainan	<i>Tamias swinhoei</i>	33210	20	14
Hainan	<i>Viverra zibetha</i>	33210	20	14
Hawaii	<i>Lasiurus cinereus</i>	10434	3720	0
Heard	<i>Peromyscus oreas</i>	1.0	12	NA
Hippa	<i>Sorex monticolus</i>	10.0	0.5	NA
Isle of Man	<i>Sorex minutus</i>	575	28	4
Isle of Wight	<i>Clethrionomys glareolus</i>	380	2.0	5
Jersey	<i>Talpa europaea</i>	116	21	1
Kangaroo	<i>Cercartetus concinnus</i>	4500	14	NA
Kangean	<i>Viverricula indica</i>	430	15	3
Karimata	<i>Presbytis rubicunda</i>	179	14	3
Karimon	<i>Cynocephalus variegatus</i>	131	1.0	1
King	<i>Trachypithecus obscurus</i>	440	10	2
Koh Lan	<i>Callosciurus finlaysonii</i>	4.4	8.0	NA
Koh Samui	<i>Sundamys muelleri</i>	240	16	1
Kuiu	<i>Lontra canadensis</i>	1933	1.0	7
Kupreanof	<i>Martes americana</i>	2822	8.3	8
Kupreanof	<i>Tamiasciurus hudsonicus</i>	2822	8.3	8
Kyushu	<i>Sus scrofa</i>	36555	1.0	9
Laut	<i>Lutra sumatrana</i>	2057	2.0	2
Laut	<i>Macaca fascicularis</i>	2057	2.0	2
Laut	<i>Tupaia splendidula</i>	2057	2.0	2
Lembah	<i>Macaca nigra</i>	60	0.7	NA
Lesvos	<i>Rhinolophus blasii</i>	1630	11	5
Lingga	<i>Ratufa affinis</i>	889	11	3
Lingga	<i>Tupaia minor</i>	889	11	3
Little Nicobar	<i>Tupaia nicobarica</i>	159	7.6	0
Lolland	<i>Apodemus flavicollis</i>	1264	1.0	6
Majorca	<i>Genetta genetta</i>	3640	160	4
Majorca	<i>Lepus granatensis</i>	3640	160	4
Majorca	<i>Myotis capaccinii</i>	3640	160	4
Majorca	<i>Oryctolagus cuniculus</i>	3640	160	4
Maria Madre	<i>Peromyscus boylii</i>	200	96	2
Martha's Vineyard	<i>Blarina brevicauda</i>	248	4.8	6
Martha's Vineyard	<i>Peromyscus leucopus</i>	248	4.8	6
Mata Siri	<i>Rattus tanezumi</i>	29.0	82	NA
Mayotte	<i>Eulemur fulvus</i>	360	480	NA
Mexiana	<i>Alouatta belzebul</i>	973	8.0	NA
Molleangen	<i>Rousettus amplexicaudatus</i>	1.5	15	NA
Muskeget	<i>Microtus pennsylvanicus</i>	2.6	NA	NA
Nias	<i>Cynopterus horsfieldi</i>	4048	59	2
Nootka	<i>Puma concolor</i>	510	2.0	NA
North Uist	<i>Microtus agrestis</i>	274	10	1
Panembangan	<i>Emballonura monticola</i>	26.3	18	1
Panembangan	<i>Hipposideros larvatus</i>	26.3	18	1
Payong	<i>Arctictis binturong</i>	2.0	11	1
Pearson	<i>Rattus fuscipes</i>	1.6	25	NA
Pelapis	<i>Callosciurus prevostii</i>	20.2	9.0	NA
Pelapis	<i>Sus barbatus</i>	20.2	9.0	NA

Pemba	<i>Atilax paludinosus</i>	890	52	2
Pini	<i>Ptilocercus lowii</i>	313	18	1
Porquerolles	<i>Crocidura suaveolens</i>	12.5	2.5	NA
Prince of Wales	<i>Microtus longicaudus</i>	6675	6.9	7
Revillagigedo	<i>Canis lupus</i>	3024	1.4	6
Rinca	<i>Rhinolophus affinis</i>	198	1.0	NA
Rupat	<i>Maxomys whiteheadi</i>	1490	5.0	3
Rupat	<i>Petaurista petaurista</i>	1490	5.0	3
Rupat	<i>Presbytis femoralis</i>	1490	5.0	3
Sado	<i>Sorex shinto</i>	857	32	3
Saltspring	<i>Mustela erminea</i>	181	1.0	3
San Martin	<i>Neotoma lepida</i>	2.3	5.0	NA
San Miguel	<i>Sylvilagus brasiliensis</i>	37.0	5.0	2
San Miguel	<i>Zygodontomys brevicauda</i>	37.0	5.0	2
San Pedro Nolasco	<i>Peromyscus merriami</i>	3.5	15	NA
Santa Catalina	<i>Spermophilus beecheyi</i>	194	32	1
Santa Margarita	<i>Chaetodipus arenarius</i>	205	1.0	NA
Sardinia	<i>Erinaceus europaeus</i>	23833	192	4
Sardinia	<i>Myotis blythii</i>	23833	192	4
Sardinia	<i>Myoxus glis</i>	23833	192	4
Shikoku	<i>Mogera minor</i>	18765	10	10
Shikoku	<i>Mustela sibirica</i>	18765	10	10
Sicily	<i>Crocidura russula</i>	25704	2.0	7
Sicily	<i>Hystrix cristata</i>	25704	2.0	7
Sicily	<i>Microtus savii</i>	25704	2.0	7
Sicily	<i>Mustela nivalis</i>	25704	2.0	7
Sicily	<i>Pipistrellus savii</i>	25704	2.0	7
Sicily	<i>Rhinolophus euryale</i>	25704	2.0	7
Sicily	<i>Rhinolophus hipposideros</i>	25704	2.0	7
Singapore	<i>Hylobates lar</i>	536	2.0	19
Singapore	<i>Lutrogale perspicillata</i>	536	2.0	19
Singapore	<i>Prionailurus bengalensis</i>	536	2.0	19
Sjaelland	<i>Mustela putorius</i>	7180	5.0	9
South Pagai	<i>Hemigalus derbyanus</i>	987	0.2	2
South Uist	<i>Lutra lutra</i>	434	27	1
Southampton	<i>Alopex lagopus</i>	41214	25	5
Stewart	<i>Mystacina robusta</i>	1815	31	NA
Taiwan	<i>Anourosorex squamipes</i>	34507	130	13
Taiwan	<i>Lepus sinensis</i>	34507	130	13
Taiwan	<i>Martes flavigula</i>	34507	130	13
Taiwan	<i>Paguma larvata</i>	34507	130	13
Tebing Tinggi	<i>Echinosorex gymnura</i>	1598	2.0	3
Terutau	<i>Hylopetes spadiceus</i>	151	7.0	2
Terutau	<i>Maxomys surifer</i>	151	7.0	2
Tiburon	<i>Chaetodipus intermedius</i>	1208	2.0	3
Tiburon	<i>Chaetodipus penicillatus</i>	1208	2.0	3
Tiburon	<i>Odocoileus hemionus</i>	1208	2.0	3
Tioman	<i>Crocidura malayana</i>	228	39	3
Tioman	<i>Ratufa bicolor</i>	228	39	3
Townsend	<i>Sorex monticolus</i>	NA	NA	NA
Trinidad	<i>Alouatta seniculus</i>	5009	11	5
Trinidad	<i>Eira barbara</i>	5009	11	5
Trinidad	<i>Lontra longicaudis</i>	5009	11	5
Trinidad	<i>Makalata armata</i>	5009	11	5
Trinidad	<i>Marmosops fuscatus</i>	5009	11	5

Trinidad	<i>Mazama americana</i>	5009	11	5
Trinidad	<i>Sciurus granatensis</i>	5009	11	5
Tsushima	<i>Apodemus argenteus</i>	689	48	4
Tsushima	<i>Martes melampus</i>	689	48	4
Unimak	<i>Vulpes vulpes</i>	4119	5.0	9
Ustica	<i>Pipistrellus kuhlii</i>	8.0	54	NA
Vancouver Island	<i>Marmota caligata</i>	33800	2.5	10
Vancouver Island	<i>Sorex vagrans</i>	33800	2.5	10
Westray	<i>Microtus arvalis</i>	39.0	7.0	NA
Yakushima	<i>Macaca fuscata</i>	539	58	1
Yakushima	<i>Mogera wogura</i>	539	58	1
Zanzibar	<i>Bdeogale crassicauda</i>	1575	32	8
Zanzibar	<i>Galagoides zanzibaricus</i>	1575	32	8
Zanzibar	<i>Galerella sanguinea</i>	1575	32	8
Zanzibar	<i>Otolemur garnettii</i>	1575	32	8
Zanzibar	<i>Procolobus pennantii</i>	1575	32	8

NA = unknown

Appendix 6: Values of λ calculated to determine whether variables have significant phylogenetic structure. $\lambda = 0$ indicates that variable values are independent of phylogeny; $\lambda > 0$ indicates that variable values are not independent of phylogeny i.e. show phylogenetic structure. Median SR = median size ratio. p values indicate whether λ is significantly greater than zero. *p<0.05, **p<0.01, ***p<0.001.

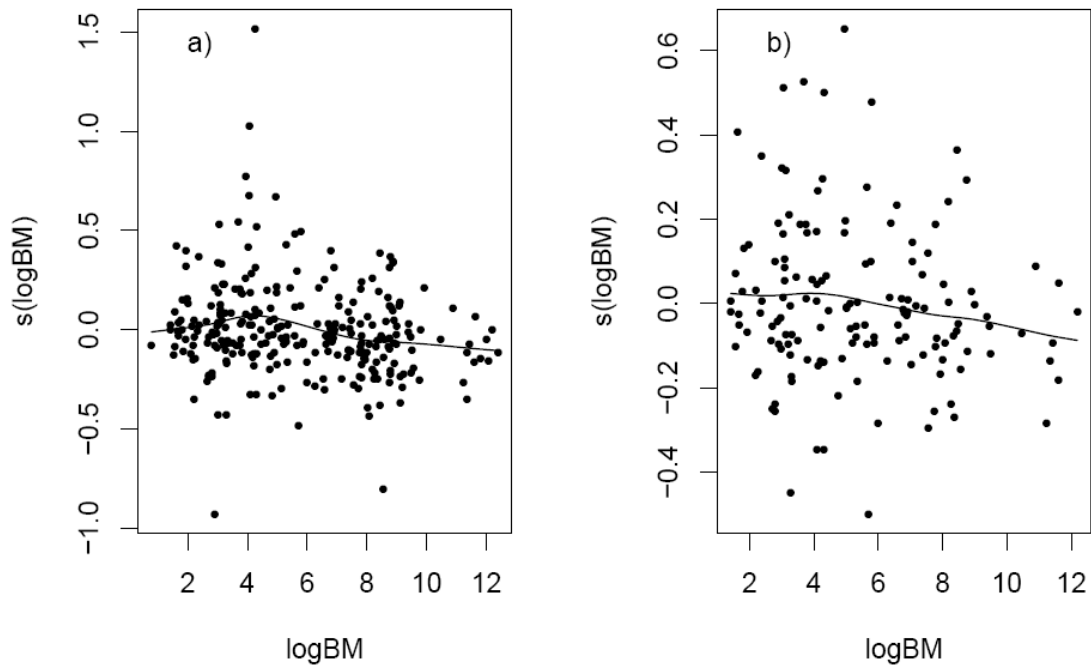
Variable	All species		Species with >5 mainland and island specimens	
	n	λ	n	λ
Body mass (g)	276	0.997***	147	0.999***
Median SR	276	0.316***	147	0.256**
Area	174	0.064	78	0.278*
Isolation	173	<0.001	77	0.600
Number of carnivores	140	0.123	59	0.365*

Appendix 7. linearity of SR response to body size

To further examine possible nonlinearity in the relationship between median SR and body mass we modeled the relationship using a generalized additive model (GAM) using the 'gam' function in the R package 'gam' (Hastie and Tibshirani 1990). We used a smoothing spline with four degrees of freedom and an identity link with Gaussian errors. We calculated the proportion of variance in median SR explained by the GAMs by dividing the regression sum of squares by the total sum of squares. To examine whether the fit of the smoothed function was superior to that of the (non-phylogenetic) linear model of median SR against body mass we used the Akaike Information Criterion (AIC). The superiority of the smoothed GAM would indicate that the data are best described by a non-linear function.

We explored the form of the relationship between median SR and body size using a (nonphylogenetic) generalized additive model (GAM); this is important because nonlinear relationships can mislead phylogenetic comparative analyses (Quader et al. 2004). The GAM for all species was marginally non significant ($F_{1,3} = 2.61$, $p = 0.052$, proportion of variance explained = 5.86%; Supplementary Figure 1a) and fitted the data slightly better than a linear model (GAM: AIC = -6.78, linear model: AIC = -4.91) although the proportion of variance in median SR that the model explained was low. The GAM for well sampled species ($F_{1,3} = 0.22$, $p = 0.88$, proportion of variance explained = 2.49%; Supplementary Figure 1b) did not fit the data better than a linear model (GAM: AIC = -68.9, linear model: AIC = -74.2). Given that the evidence for nonlinearity is weak at best, we fit linear relationships in all following analyses.

Supplementary Figure 1



Online Figure x: Plots showing generalized additive models (GAM) of median SR against body size modeled using a smoothing spline with 4 degrees of freedom and an identity link with Gaussian errors. a) all species ($F = 2.61$, $df = 3$, $p = 0.052$, proportion of variance in median SR explained = 5.86%); b) well sampled species only ($F = 0.22$, $df = 3$, $p = 0.88$, proportion of variance in median SR explained = 2.49%).

References:

- Hastie T, Tibshirani R (1990) *Generalized Additive Models*. London: Chapman and Hall, 352 p.
- Quader S, Isvaran K, Hale RE, Miner BG, Seavy NE (2004) Nonlinear relationships and phylogenetically independent contrasts. *J Evol Biol* 17: 709-715.